Index

	Page
Main Switches for Panel Mounting	280
Main Switches-Emergency-Stop for Single Hole Mounting	281
Main Switches for Base Mounting with Door Clutch	282
Main Switches-Emergency-Stop for Panel Mounting	286
Main Switches-Emergency-Stop for Single Hole Mounting	287
Main Switches-Emergency-Stop for Base Mounting with Door Clutch	288
Main Switches-Emergency-Stop for Distribution Boards	290
Maintenance and Safety Switches, in Plastic Enclosure	291
Switch Disconnectors for Panel Mounting	292
Switch Disconnectors for Single Hole Mounting	293
Switch Disconnectors for Base Mounting	293
Switch Disconnectors for Distribution Boards	295
Switch Disconnectors in Plastic Enclosure	296
Add-on modules	297
Technical Data	299
Dimensions	300

Ratings								Panel mounting 4 hole mount. IP66			Single hole mount. Ø22,5mm IP66		
							Protection degree from front in mounted position						
	Rated current Therm.			**Motor** AC3	AC23		Plate Switch						
Type	I_{th} open A	AC21 A	at U_e V	3~400V kW	3~400V A	kW	mm	EH4	EHN4	EHN1	Z	ZHN1	ZH1
LTS20	20	**20**	690	5,5	16	7,5	48	LTS20 E[1] ..			LTS20 Z[1] ..		
LTS25	25	**25**	690	7,5	20	10	48	LTS25 E[1] ..			LTS25 Z[1] ..		
LTS32	32	**32**	690	11	25	12,5	48	LTS32 E[1]) ..			LTS32 Z[1] ..		
LTS40	40	**40**	690	15	32	16	48	LTS40 E[1] ..			LTS40 Z[1] ..		
LTS63	63	**63**	690	18,5	45	22	48	LTS63 E[1] ..			-		
LTS80	80	**80**	690	18,5	45	22	48	LTS80 E[1] ..			-		
LTS85	85	**85**	690	22	60	30	64	LTS85 E[1] ..			-		
LTS100	100	**100**	690	30	72	37	64	LTS100 E[1] ..			-		
LTS125	125	**125**	690	37	85	45	64	LTS125 E[1] ..			-		
LT160	160	**160**	690	45	110	55	88	LT160 E[1] ..			-		

Switch disconnector LT.. 20 - 160A

Switch disconnectors are to be used as an ON-OFF-switch where a high breaking capacity with high contact pressure and in fact better short circuit behavior is necessary. These applications are:

Main switches according to IEC/EN 60204 respectively VDE0113 with interlocking device, terminal protection and restrective contacts.
Switch disconnectors according to IEC/EN 60947-3 and VDE 0660 part 107 with break distance for 690V.
Motor switches 3-pole or 4-pole; according to IEC/EN 60947-3 respectively VDE 0660 part 107, motor switches series LT are dimensioned for switching high rated current AC3 and AC23A.

Switch program

On-Off Switch 3-pole	.. ....	A3	
On-Off Switch 4-pole	.. ....	A4	
On-Off Switch 6-pole	.. ....	A6	
On-Off Switch 8-pole	.. ....	A8	
Changeover Switches 3-pole	.. ....	U3	
Changeover Switches 4-pole	.. ....	U4	
On-Off Switch 3-pole	.. ....	T300	(for LT160)
On-Off Switch 4-pole	.. ....	T400	(for LT160)

Main switches and Main switches with Emergency-Stop function

According to standards IEC/EN60204 or VDE0113, all electrical equipment of industrial machines must be equipped with a main switch. This must permit disconnection of all the electrical equipment during cleaning, maintenance and repair work, and other extended periods when it is stationary. In case of two or more main switches, an interlock system must be used. It is recommended to use a multiple-pole main switch (cam switch).

Main switches have to correspond to:
a) Switch disconnector according to IEC/EN 60947-3 and VDE 0660 part 107 for utilization category AC23-B or DC-23B.
b) Disconnectors are selected according to thermal rated current. They must possess a contact that ensures load switching via the contactors (see switching program A3-10). This contact must have a sufficient AC15 switching capacity.
c) The interruption capacity of the switch must equal or exceed the locked rotor current of the largest motor plus the total current of all other electrical equipment in the circuit.

Requirements:
Interruption of the electrical equipment, with only on and off positions clearly marked with O and I.
It must be lockable in the off setting.
The line terminals of the main switch must be protected according to utilization category IP2X.
Colour of handle black or grey.
Main switches with Emergency-Off function are additional supplied with red handles and contrasting yellow escutcheon plates.

1) Main Switches (H1/H4 Main Switches-Emergency-Stop (HN1/HN4))
Switch Disconnectors (without H(N)1/4)

Base mounting with door coupling Handle Single hole mount. Ø22,5mm IP66	Base mounting with door coupling Panel mounting 4 hole mount. IP66	Modular switch IP40	Plastic enclosed IP66
VZVH4 VZVHN4 VZVHN1	VH4 VHN4 VH1	SMA SMAHN1 SMAH1	PF(L[2])H4 PF(L[2])HN4 PF(L[2])
LTS20 VZV[1] ..	LTS20 V[1] ..	LTS20 SMA[1] ..	LTS20 PF(L[2])[1] ..
LTS25 VZV[1] ..	LTS25 V[1] ..	LTS25 SMA[1] ..	LTS25 PF(L[2])[1] ..
LTS32 VZV[1] ..	LTS32 V[1] ..	LTS32 SMA[1] ..	LTS32 PF(L[2])[1] ..
LTS40 VZV[1] ..	LTS40 V[1] ..	LTS40 SMA[1] ..	LTS40 PF(L[2])[1] ..
LTS63 VZV[1] ..	LTS63 V[1] ..	LTS63 SMA[1] ..	LTS63 PFL[1] ..
LTS80 VZV[1] ..	LTS80 V[1] ..	LTS80 SMA[1] ..	LTS80 PFL[1] ..
LTS85 VZV[1] ..	LTS85 V[1] ..	LTS85 SMA[1] ..	LTS85 PFL[1] ..
LTS100 VZV[1] ..	LTS100 V[1] ..	LTS100 SMA[1] ..	LTS100 PFL[1] ..
LTS125 VZV[1] ..	LTS125 V[1] ..	LTS125 SMA[1] ..	LTS125 PFL[1] ..
-	LT160 V[1] ..	-	LT160 PF[1] ..[3]

Approvals

Area	USA, Canada / UL	Europe	Russia / EAC	CB/CCA-Certificates
Type	c UL us	CE	EAC	
Switch disconnector (UL-Listed as MANUAL MOTOR CONTROLLER and suitable as MOTOR DISCONNECT)				
LTS20	o	o	o	o
LTS25	o	o	o	o
LTS32	o	o	o	o
LTS40	o	o	o	o
LTS63	o	o	o	o
LTS80	o	o	o	o
LTS85	o	o	-	-
LTS100	o	o	-	-
LTS125	o	o	-	-
LT160	o	o	-	o

o in standard version approved
/ No testing required CE
x in test
- Not provided for test til now

Terminal screws

Devices Type	**Kind of connection** screw with clamp box	Screwdriver	Tightening torque Nm	lb. inch	**Protection class** of terminals[4]
Switch Disconnectors					
LTS20, LTS25					IP20
LTS32, LTS40	M3,5	Pz2	1,7 - 2,3	15 - 20	IP20
LTS63, LTS80	M5	Pz2	2,8 - 4	25 - 35	IP20
LTS85, LTS100, LTS125	M6	Pz3	1,7 - 4,5	15 - 40	IP20
LT160	M10		14	124	IP20

1) Main Switches (H1/H4 Main Switches-Emergency-Stop (HN1/HN4))
Switch Disconnectors (without H(N)1/4)
2) PFL... larger enclosure
3) IP.. Type..
4) Protection degree of the terminals with connected insulated conductor. Additional protection with terminal cover (KLAD).

Main Switches for Panel Mounting, lockable IP66, c UL us Type 3R

	max. padlocks	AC21 690V	AC23 3x400V	Plate	Type	Pack pcs.	Weigth kg/pcs.
3-pole, padlock device SV1							
		20A	**7,5kW**	48 ❒ 1)	LTS20 EH1 A3	1	0,15
		25A	**10kW**	48 ❒ 1)	LTS25 EH1 A3	1	0,15
		32A	**12,5kW**	48 ❒ 1)	LTS32 EH1 A3	1	0,15
		40A	**16kW**	48 ❒ 1)	LTS40 EH1 A3	1	0,15
		63A	**22kW**	48 ❒ 1)	LTS63 EH1 A3	1	0,17
		80A	**22kW**	48 ❒ 1)	LTS80 EH1 A3	1	0,17
4-pole, padlock device SV1							
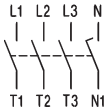		20A	**7,5kW**	48 ❒ 1)	LTS20 EH1 A4	1	0,19
		25A	**10kW**	48 ❒ 1)	LTS25 EH1 A4	1	0,19
		32A	**12,5kW**	48 ❒ 1)	LTS32 EH1 A4	1	0,19
		40A	**16kW**	48 ❒ 1)	LTS40 EH1 A4	1	0,19
		63A	**22kW**	48 ❒ 1)	LTS63 EH1 A4	1	0,21
		80A	**22kW**	48 ❒ 1)	LTS80 EH1 A4	1	0,21
3-pole, padlock device SV4(34)							
		20A	**7,5kW**	64 ❒ 2)	LTS20 EH4 A3	1	0,17
		25A	**10kW**	64 ❒ 2)	LTS25 EH4 A3	1	0,17
		32A	**12,5kW**	64 ❒ 2)	LTS32 EH4 A3	1	0,17
		40A	**16kW**	64 ❒ 2)	LTS40 EH4 A3	1	0,17
		63A	**22kW**	64 ❒ 2)	LTS63 EH4 A3	1	0,19
		80A	**22kW**	64 ❒ 2)	LTS80 EH4 A3	1	0,19
		80A	**30kW**	64 ❒ 2)	LTS85 EH4 A3	1	0,39
		100A	**37kW**	64 ❒ 2)	LTS100 EH4 A3	1	0,39
		125A	**45kW**	64 ❒ 2)	LTS125 EH4 A3	1	0,39
		160A	**55kW**	88 ❒	LT160 EH34 T300	1	1,16
4-pole, padlock device SV4(34)							
		20A	**7,5kW**	64 ❒ 2)	LTS20 EH4 A4	1	0,20
		25A	**10kW**	64 ❒ 2)	LTS25 EH4 A4	1	0,20
		32A	**12,5kW**	64 ❒ 2)	LTS32 EH4 A4	1	0,20
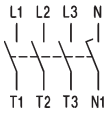		40A	**16kW**	64 ❒ 2)	LTS40 EH4 A4	1	0,20
		63A	**22kW**	64 ❒ 2)	LTS63 EH4 A4	1	0,23
		80A	**22kW**	64 ❒ 2)	LTS80 EH4 A4	1	0,23
		80A	**30kW**	64 ❒ 2)	LTS85 EH4 A4	1	0,44
		100A	**37kW**	64 ❒ 2)	LTS100 EH4 A4	1	0,44
		125A	**45kW**	64 ❒ 2)	LTS125 EH4 A4	1	0,44
		160A	**55kW**	88 ❒	LT160 EH34 T400	1	1,55

Add-on modules see page 297

Extended Switch Shaft for switches for panel mounting type suffix **+VW“x“** x = panel thickness

1) Types with padlock device 64 ❒ type suffix **64,** ordering example: LTS32 EH1**64** A3, on request
2) Types with padlock device 88 ❒ type suffix **88,** ordering example: LTS32 EH4**88** A3, on request

Main Switches for Panel Mounting, lockable IP66, c UL us Type 3R

	max. padlocks	AC21 690V	AC23 3x400V	Plate	Type	Pack pcs.	Weigth kg/pcs.
6-pole, padlock device SV4							
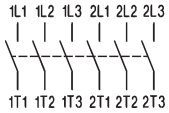		20A	**7,5kW**	64	LTS20 EH4 A6	1	0,30
		25A	**10kW**	64	LTS25 EH4 A6	1	0,30
		32A	**12,5kW**	64	LTS32 EH4 A6	1	0,30
		40A	**16kW**	64	LTS40 EH4 A6	1	0,30
		63A	**22kW**	64	LTS63 EH4 A6	1	0,34
		80A	**22kW**	64	LTS80 EH4 A6	1	0,34
8-pole, padlock device SV4							
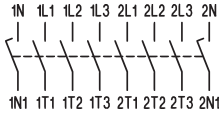		20A	**7,5kW**	64	LTS20 EH4 A8	1	0,38
		25A	**10kW**	64	LTS25 EH4 A8	1	0,38
		32A	**12,5kW**	64	LTS32 EH4 A8	1	0,38
		40A	**16kW**	64	LTS40 EH4 A8	1	0,38
		63A	**22kW**	64	LTS63 EH4 A8	1	0,42
		80A	**22kW**	64	LTS80 EH4 A8	1	0,42

Changeover Switches with padlockdevice for **Panel Mounting**, lockable IP66

	max. padlocks	AC21 690V	AC23 3x400V	Plate	Type	Pack pcs.	Weigth kg/pcs.
3-pole, padlock device SV4							
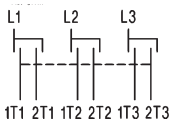		20A	**7,5kW**	64	LTS20 EH4 U3	1	0,30
		25A	**10kW**	64	LTS25 EH4 U3	1	0,30
		32A	**12,5kW**	64	LTS32 EH4 U3	1	0,30
		40A	**16kW**	64	LTS40 EH4 U3	1	0,30
		63A	**22kW**	64	LTS63 EH4 U3	1	0,34
4-pole, padlock device SV4							
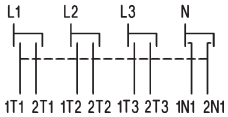		20A	**7,5kW**	64	LTS20 EH4 U4	1	0,38
		25A	**10kW**	64	LTS25 EH4 U4	1	0,38
		32A	**12,5kW**	64	LTS32 EH4 U4	1	0,38
		40A	**16kW**	64	LTS40 EH4 U4	1	0,38
		63A	**22kW**	64	LTS63 EH4 U4	1	0,42

Main Switches for Single Hole Mounting IP66, c UL us Type 4X

	max. padlocks	AC21 690V	AC23 3x400V	Plate	Type	Pack pcs.	Weigth kg/pcs.
3-pole, padlock device SV1							
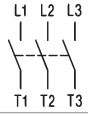		20A	**7,5kW**	48	LTS20 ZH1 A3	1	0,16
		25A	**10kW**	48	LTS25 ZH1 A3	1	0,16
		32A	**12,5kW**	48	LTS32 ZH1 A3	1	0,16
		40A	**16kW**	48	LTS40 ZH1 A3	1	0,16
4-pole, padlock device SV1							
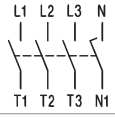		20A	**7,5kW**	48	LTS20 ZH1 A4	1	0,20
		25A	**10kW**	48	LTS25 ZH1 A4	1	0,20
		32A	**12,5kW**	48	LTS32 ZH1 A4	1	0,20
		40A	**16kW**	48	LTS40 ZH1 A4	1	0,20

Add-on modules see page 297

Main Switches, Base Mounting with Door Clutch for Single-Hole Mounting
Depth X is adjustable (delivered with X_{max} see below), IP66, c UL us Type 4X

	max. padlocks	AC21 690V	AC23 3x400V	Plate	Type	Pack pcs.	Weigth kg/pcs.
3-pole, padlock device SV4							
		20A	**7,5kW**	64	LTS20 VZVH4 A3	1	0,19
		25A	**10kW**	64	LTS25 VZVH4 A3	1	0,19
		32A	**12,5kW**	64	LTS32 VZVH4 A3	1	0,19
		40A	**16kW**	64	LTS40 VZVH4 A3	1	0,19
		63A	**22kW**	64	LTS63 VZVH4 A3	1	0,22
		80A	**22kW**	64	LTS80 VZVH4 A3	1	0,22
		85A	**30kW**	64	LTS85 VZVH4 A3	1	0,40
		100A	**37kW**	64	LTS100 VZVH4 A3	1	0,40
		125A	**45kW**	64	LTS125 VZVH4 A3	1	0,40
4-pole, padlock device SV4							
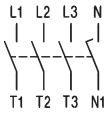		20A	**7,5kW**	64	LTS20 VZVH4 A4	1	0,20
		25A	**10kW**	64	LTS25 VZVH4 A4	1	0,20
		32A	**12,5kW**	64	LTS32 VZVH4 A4	1	0,20
		40A	**16kW**	64	LTS40 VZVH4 A4	1	0,20
		63A	**22kW**	64	LTS63 VZVH4 A4	1	0,26
		80A	**22kW**	64	LTS80 VZVH4 A4	1	0,26
		85A	**30kW**	64	LTS85 VZVH4 A4	1	0,45
		100A	**37kW**	64	LTS100 VZVH4 A4	1	0,45
		125A	**45kW**	64	LTS125 VZVH4 A4	1	0,45
6-pole, padlock device SV4							
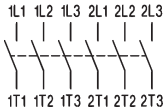		20A	**7,5kW**	64	LTS20 VZVH4 A6	1	0,32
		25A	**10kW**	64	LTS25 VZVH4 A6	1	0,32
		32A	**12,5kW**	64	LTS32 VZVH4 A6	1	0,32
		40A	**16kW**	64	LTS40 VZVH4 A6	1	0,32
		63A	**22kW**	64	LTS63 VZVH4 A6	1	0,37
		80A	**22kW**	64	LTS80 VZVH4 A6	1	0,37
8-pole, padlock device SV4							
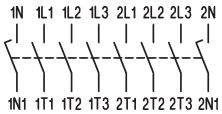		20A	**7,5kW**	64	LTS20 VZVH4 A8	1	0,34
		25A	**10kW**	64	LTS25 VZVH4 A8	1	0,34
		32A	**12,5kW**	64	LTS32 VZVH4 A8	1	0,34
		40A	**16kW**	64	LTS40 VZVH4 A8	1	0,34
		63A	**22kW**	64	LTS63 VZVH4 A8	1	0,45
		80A	**22kW**	64	LTS80 VZVH4 A8	1	0,45

Depth
Single Hole Mounting Ø22mm
LTS.. VZV..

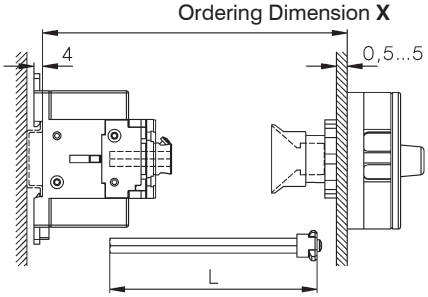

Type		X min	X max	L
LTS20-80 VZV..	3, 4-pole	91 -	190	**X - 40±3**
LTS20-80 VZV..	6, 8-pole	111 -	190	**X - 60±3**
LTS85-125 VZV..	3, 4-pole	95 -	190	**X - 44±3**

4-Hole Mounting
LTS.. V(H).. (3, 4-pole)

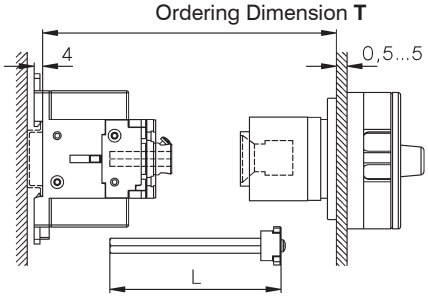

Type	T min	T max	L
LTS20-80 VH..	111 -	190	**T - 60±3**
LTS85-125 VH..	115 -	190	**T - 64±3**

Type	T min	T max
LT160 VH..	120 -	450

greater X- and T-Dimensions (max. 380mm for LTS..) on request

Main Switches, Base Mounting with Door Clutch, Padlock Device for 4-Hole Mounting Depth T is adjustable (delivered with T_{max} see page 271), IP66, c UL us Type 4X

	max. padlocks	AC21 690V	AC23 3x400V	Plate	Type	Pack pcs.	Weigth kg/pcs.
3-pole, padlock device SV4(34)							
		20A	**7,5kW**	64 ▢ 1)	LTS20 VH4 A3	1	0,20
		25A	**10kW**	64 ▢ 1)	LTS25 VH4 A3	1	0,20
		32A	**12,5kW**	64 ▢ 1)	LTS32 VH4 A3	1	0,20
		40A	**16kW**	64 ▢ 1)	LTS40 VH4 A3	1	0,20
		63A	**22kW**	64 ▢ 1)	LTS63 VH4 A3	1	0,24
		80A	**22kW**	64 ▢ 1)	LTS80 VH4 A3	1	0,24
		85A	**30kW**	64 ▢ 1)	LTS85 VH4 A3	1	0,40
		100A	**37kW**	64 ▢ 1)	LTS100 VH4 A3	1	0,40
		125A	**45kW**	64 ▢ 1)	LTS125 VH4 A3	1	0,40
		160A	**55kW**	88 ▢	LT160 VH34 T300	1	1,38
4-pole, padlock device SV4(34)							
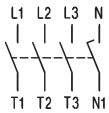		20A	**7,5kW**	64 ▢ 1)	LTS20 VH4 A4	1	0,21
		25A	**10kW**	64 ▢ 1)	LTS25 VH4 A4	1	0,21
		32A	**12,5kW**	64 ▢ 1)	LTS32 VH4 A4	1	0,21
		40A	**16kW**	64 ▢ 1)	LTS40 VH4 A4	1	0,21
		63A	**22kW**	64 ▢ 1)	LTS63 VH4 A4	1	0,28
		80A	**22kW**	64 ▢ 1)	LTS80 VH4 A4	1	0,28
		85A	**30kW**	64 ▢ 1)	LTS85 VH4 A4	1	0,45
		100A	**37kW**	64 ▢ 1)	LTS100 VH4 A4	1	0,45
		125A	**45kW**	64 ▢ 1)	LTS125 VH4 A4	1	0,45
		160A	**55kW**	88 ▢	LT160 VH34 T400	1	1,77

Emergency-Stop-Main Switches, Base Mounting with Door Clutch for Single-Hole Mounting Depth X is not adjustable, declare depth X when ordering, IP66, c UL us Type 4X

4-pole, padlock device SV4							
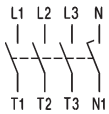		20A	**7,5kW**	64 ▢	LTS20 VZH4 A4 X..	1	0,18
		25A	**10kW**	64 ▢	LTS25 VZH4 A4 X..	1	0,18
		32A	**12,5kW**	64 ▢	LTS32 VZH4 A4 X..	1	0,18
		40A	**16kW**	64 ▢	LTS40 VZH4 A4 X..	1	0,18
		63A	**22kW**	64 ▢	LTS63 VZH4 A4 X..	1	0,25
		80A	**22kW**	64 ▢	LTS80 VZH4 A4 X..	1	0,25

Declare depth X when ordering

Type	**Preference values for X**
LT.. VZH..	80, 85, 104, 129 (tolerance -3, +1,5)

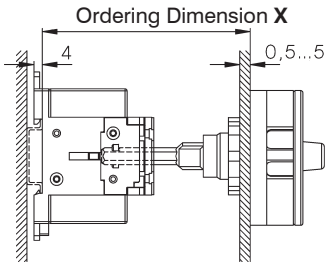

Add-on modules see page 297

1) Types with padlock device 88 ▢ type suffix **88,** ordering example: LTS32 VHN4**88** A3, on request

Main Switches for Distribution Boards, lockable IP40, c UL us Open Type

	max. padlocks	AC21 690V	AC23 3x400V	Plate	**Type**	Pack pcs.	Weigth kg/pcs.
3-pole, padlock device SV1							
		20A	**7,5kW**	52x45	LTS20 SMAH1 A3 2)	1	0,15
		25A	**10kW**	52x45	LTS25 SMAH1 A3 2)	1	0,15
		32A	**12,5kW**	52x45	LTS32 SMAH1 A3 2)	1	0,15
		40A	**16kW**	52x45	LTS40 SMAH1 A3 2)	1	0,15
		63A	**22kW**	52x45	LTS63 SMAH1 A3 2)	1	0,18
		80A	**22kW**	52x45	LTS80 SMAH1 A3 2)	1	0,18
		85A	**30kW**	78x45	LTS85 SMAH1 A3	1	0,37
		100A	**37kW**	78x45	LTS100 SMAH1 A3	1	0,37
		125A	**45kW**	78x45	LTS125 SMAH1 A3	1	0,37
4-pole, padlock device SV1							
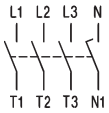		20A	**7,5kW**	52x45	LTS20 SMAH1 A4 2)	1	0,16
		25A	**10kW**	52x45	LTS25 SMAH1 A4 2)	1	0,16
		32A	**12,5kW**	52x45	LTS32 SMAH1 A4 2)	1	0,16
		40A	**16kW**	52x45	LTS40 SMAH1 A4 2)	1	0,16
		63A	**22kW**	52x45	LTS63 SMAH1 A4 2)	1	0,21
		80A	**22kW**	52x45	LTS80 SMAH1 A4 2)	1	0,21
		85A	**30kW**	78x45	LTS85 SMAH1 A4	1	0,42
		100A	**37kW**	78x45	LTS100 SMAH1 A4	1	0,42
		125A	**45kW**	78x45	LTS125 SMAH1 A4	1	0,42
6-pole, padlock device SV1(64)							
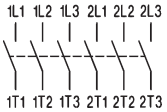		20A	**7,5kW**	52x45	LTS20 SMAH1 A6	1	0,29
		25A	**10kW**	52x45	LTS25 SMAH1 A6	1	0,29
		32A	**12,5kW**	52x45	LTS32 SMAH1 A6	1	0,29
		40A	**16kW**	52x45	LTS40 SMAH1 A6	1	0,29
		63A	**22kW**	97x45	LTS63 SMAH1 A6 1)	1	0,34
		80A	**22kW**	97x45	LTS80 SMAH1 A6 1)	1	0,34
8-pole, padlock device SV164							
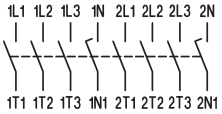		20A	**7,5kW**	97x45	LTS20 SMAH1 A8	1	0,31
		25A	**10kW**	97x45	LTS25 SMAH1 A8	1	0,31
		32A	**12,5kW**	97x45	LTS32 SMAH1 A8	1	0,31
		40A	**16kW**	97x45	LTS40 SMAH1 A8	1	0,31
		63A	**22kW**	126x45	LTS63 SMAH1 A8	1	0,42
		80A	**22kW**	126x45	LTS80 SMAH1 A8	1	0,42

Changeover Switch with Padlock Device for Distribution Boards, lockable

3-pole, padlock device SV164							
 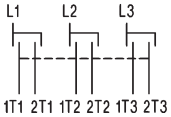		20A	**7,5kW**	97x45	LTS20 SMAH1 U3	1	0,29
		25A	**10kW**	97x45	LTS25 SMAH1 U3	1	0,29
		32A	**12,5kW**	97x45	LTS32 SMAH1 U3	1	0,29
		40A	**16kW**	97x45	LTS40 SMAH1 U3	1	0,29
		63A	**22kW**	97x45	LTS63 SMAH1 U3	1	0,34
4-pole, padlock device SV164							
 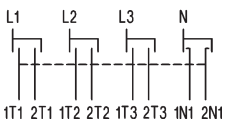		20A	**7,5kW**	97x45	LTS20 SMAH1 U4	1	0,31
		25A	**10kW**	97x45	LTS25 SMAH1 U4	1	0,31
		32A	**12,5kW**	97x45	LTS32 SMAH1 U4	1	0,31
		40A	**16kW**	97x45	LTS40 SMAH1 U4	1	0,31
		63A	**22kW**	126x45	LTS63 SMAH1 U4	1	0,42

1) With padlock device SV164

2) Emergency-Stop-Main Switches for Distribution Boards, lockable with low height handle, IP40
Type with Type-suffix „**+SV1N**“ e.g.: **LTS40 SMAHN1 A3 +SV1N**

Maintenance and Safety Switches, in Plastic Enclosure, lockable IP66, c UL us Type 4X

	max. padlocks	AC21 690V	AC23 3x400V	Plate	Type	Pack pcs.	Weigth kg/pcs.
3-pole, padlock device SV4(34)							
		20A	**7,5kW**	64 ▢	LTS20 PF(L[1])H4 A3	1	0,32
		25A	**10kW**	64 ▢	LTS25 PF(L[1])H4 A3	1	0,32
		32A	**12,5kW**	64 ▢	LTS32 PF(L[1])H4 A3	1	0,32
		40A	**16kW**	64 ▢	LTS40 PF(L[1])H4 A3	1	0,32
		63A	**22kW**	64 ▢	LTS63 PFLH4 A3	1	0,60
		80A	**22kW**	64 ▢	LTS80 PFLH4 A3	1	0,60
		85A	**30kW**	64 ▢	LTS85 PFLH4 A3	1	0,78
		100A	**37kW**	64 ▢	LTS100 PFLH4 A3	1	0,78
Larger enclosure		125A	**45kW**	64 ▢	LTS125 PFLH4 A3	1	0,78
Type: ..**PFL**..	on request	160A	**55kW**	88 ▢	LT160 PFH34 T300	1	2,09
4-pole, padlock device SV4(34)							
		20A	**7,5kW**	64 ▢	LTS20 PF(L[1])H4 A4	1	0,33
		25A	**10kW**	64 ▢	LTS25 PF(L[1])H4 A4	1	0,33
		32A	**12,5kW**	64 ▢	LTS32 PF(L[1])H4 A4	1	0,33
		40A	**16kW**	64 ▢	LTS40 PF(L[1])H4 A4	1	0,33
		63A	**22kW**	64 ▢	LTS63 PFLH4 A4	1	0,64
		80A	**22kW**	64 ▢	LTS80 PFLH4 A4	1	0,64
		85A	**30kW**	64 ▢	LTS85 PFLH4 A4	1	0,83
Larger enclosure		100A	**37kW**	64 ▢	LTS100 PFLH4 A4	1	0,83
Type appendix **+PF3**	on request	125A	**45kW**	64 ▢	LTS125 PFLH4 A4	1	0,83
+PF3/M50	on request	160A	**55kW**	88 ▢	LT160 PFH34 T400	1	2,47
6-pole, padlock device SV4							
		20A	**7,5kW**	64 ▢	LTS20 PFLH4 A6	1	1,39
		25A	**10kW**	64 ▢	LTS25 PFLH4 A6	1	1,39
		32A	**12,5kW**	64 ▢	LTS32 PFLH4 A6	1	1,39
		40A	**16kW**	64 ▢	LTS40 PFLH4 A6	1	1,39
		63A	**22kW**	64 ▢	LTS63 PFLH4 A6	1	1,42
		80A	**22kW**	64 ▢	LTS80 PFLH4 A6	1	1,42
knockoutlets M50/40							
+PF3/M50	on request						
8-pole, padlock device SV4							
		20A	**7,5kW**	64 ▢	LTS20 PFLH4 A8	1	1,44
		25A	**10kW**	64 ▢	LTS25 PFLH4 A8	1	1,44
		32A	**12,5kW**	64 ▢	LTS32 PFLH4 A8	1	1,44
		40A	**16kW**	64 ▢	LTS40 PFLH4 A8	1	1,44
		63A	**22kW**	64 ▢	LTS63 PFLH4 A8	1	1,50
		80A	**22kW**	64 ▢	LTS80 PFLH4 A8	1	1,50
knockoutletsM50/40							
+PF3/M50	on request						
Changeover Switch with Padlock Device, lockable							
3-pole, padlock device SV4							
		20A	**7,5kW**	64 ▢	LTS20 PFLH4 U3	1	1,39
		25A	**10kW**	64 ▢	LTS25 PFLH4 U3	1	1,39
		32A	**12,5kW**	64 ▢	LTS32 PFLH4 U3	1	1,39
		40A	**16kW**	64 ▢	LTS40 PFLH4 U3	1	1,39
		63A	**22kW**	64 ▢	LTS63 PFLH4 U3	1	1,42
		80A	**22kW**	64 ▢	LTS80 PFLH4 U3	1	1,42
4-pole, padlock device SV4							
		20A	**7,5kW**	64 ▢	LTS20 PFLH4 U4	1	1,44
		25A	**10kW**	64 ▢	LTS25 PFLH4 U4	1	1,44
		32A	**12,5kW**	64 ▢	LTS32 PFLH4 U4	1	1,44
		40A	**16kW**	64 ▢	LTS40 PFLH4 U4	1	1,44
		63A	**22kW**	64 ▢	LTS63 PFLH4 U4	1	1,50
		80A	**22kW**	64 ▢	LTS80 PFLH4 U4	1	1,50

1) PFL.... larger enclosure

Emergency-Stop-Main Switches for Panel Mounting, lockable IP66, c UL us Type 3R

	max. padlocks	AC21 690V	AC23 3x400V	Plate	Type	Pack pcs.	Weigth kg/pcs.
3-pole, padlock device SV1							
		20A	**7,5kW**	48 ▢ 1)	LTS20 EHN1 A3	1	0,15
		25A	**10kW**	48 ▢ 1)	LTS25 EHN1 A3	1	0,15
		32A	**12,5kW**	48 ▢ 1)	LTS32 EHN1 A3	1	0,15
		40A	**16kW**	48 ▢ 1)	LTS40 EHN1 A3	1	0,15
		63A	**22kW**	48 ▢ 1)	LTS63 EHN1 A3	1	0,17
		80A	**22kW**	48 ▢ 1)	LTS80 EHN1 A3	1	0,17
4-pole, padlock device SV1							
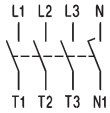		20A	**7,5kW**	48 ▢ 1)	LTS20 EHN1 A4	1	0,19
		25A	**10kW**	48 ▢ 1)	LTS25 EHN1 A4	1	0,19
		32A	**12,5kW**	48 ▢ 1)	LTS32 EHN1 A4	1	0,19
		40A	**16kW**	48 ▢ 1)	LTS40 EHN1 A4	1	0,19
		63A	**22kW**	48 ▢ 1)	LTS63 EHN1 A4	1	0,21
		80A	**22kW**	48 ▢ 1)	LTS80 EHN1 A4	1	0,21
3-pole, padlock device SV4(34)							
		20A	**7,5kW**	64 ▢ 2)	LTS20 EHN4 A3	1	0,17
		25A	**10kW**	64 ▢ 2)	LTS25 EHN4 A3	1	0,17
		32A	**12,5kW**	64 ▢ 2)	LTS32 EHN4 A3	1	0,17
		40A	**16kW**	64 ▢ 2)	LTS40 EHN4 A3	1	0,17
		63A	**22kW**	64 ▢ 2)	LTS63 EHN4 A3	1	0,19
		80A	**22kW**	64 ▢ 2)	LTS80 EHN4 A3	1	0,19
		85A	**30kW**	64 ▢ 2)	LTS85 EHN4 A3	1	0,39
		100A	**37kW**	64 ▢ 2)	LTS100 EHN4 A3	1	0,39
		125A	**45kW**	64 ▢ 2)	LTS125 EHN4 A3	1	0,39
		160A	**55kW**	88 ▢	LT160 EHN34 T300	1	1,16
4-pole, padlock device SV4(34)							
		20A	**7,5kW**	64 ▢ 2)	LTS20 EHN4 A4	1	0,20
		25A	**10kW**	64 ▢ 2)	LTS25 EHN4 A4	1	0,20
		32A	**12,5kW**	64 ▢ 2)	LTS32 EHN4 A4	1	0,20
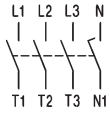		40A	**16kW**	64 ▢ 2)	LTS40 EHN4 A4	1	0,20
		63A	**22kW**	64 ▢ 2)	LTS63 EHN4 A4	1	0,23
		80A	**22kW**	64 ▢ 2)	LTS80 EHN4 A4	1	0,23
		85A	**30kW**	64 ▢ 2)	LTS85 EHN4 A4	1	0,44
		100A	**37kW**	64 ▢ 2)	LTS100 EHN4 A4	1	0,44
		125A	**45kW**	64 ▢ 2)	LTS125 EHN4 A4	1	0,44
		160A	**55kW**	88 ▢	LT160 EHN34 T400	1	1,55

Add-on modules see page 297

Extended Switch Shaft for switches for panel mounting type suffix **+VW“x“** x = panel thickness

1) Types with padlock device 64 ▢ type suffix **64,** ordering example: LTS32 EHN1**64** A3, on request
2) Types with padlock device 88 ▢ type suffix **88,** ordering example: LTS32 EHN4**88** A3, on request

Emergency-Stop-Main Switches for Panel Mounting, lockable IP66, c UL us Type 3R

	max. padlocks	AC21 690V	AC23 3x400V	Plate	Type	Pack pcs.	Weigth kg/pcs.
6-pole, padlock device SV4							
		20A	**7,5kW**	64 ▢	LTS20 EHN4 A6	1	0,30
		25A	**10kW**	64 ▢	LTS25 EHN4 A6	1	0,30
		32A	**12,5kW**	64 ▢	LTS32 EHN4 A6	1	0,30
		40A	**16kW**	64 ▢	LTS40 EHN4 A6	1	0,30
		63A	**22kW**	64 ▢	LTS63 EHN4 A6	1	0,34
		80A	**22kW**	64 ▢	LTS80 EHN4 A6	1	0,34
8-pole, padlock device SV4							
		20A	**7,5kW**	64 ▢	LTS20 EHN4 A8	1	0,38
		25A	**10kW**	64 ▢	LTS25 EHN4 A8	1	0,38
		32A	**12,5kW**	64 ▢	LTS32 EHN4 A8	1	0,38
		40A	**16kW**	64 ▢	LTS40 EHN4 A8	1	0,38
		63A	**22kW**	64 ▢	LTS63 EHN4 A8	1	0,42
		80A	**22kW**	64 ▢	LTS80 EHN4 A8	1	0,42

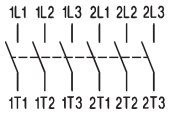


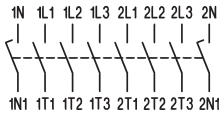

Changeover Switch with Padlock Device for **Panel Mounting,** lockable **IP66**

	max. padlocks	AC21 690V	AC23 3x400V	Plate	Type	Pack pcs.	Weigth kg/pcs.
3-pole, padlock device SV4							
		20A	**7,5kW**	64 ▢	LTS20 EHN4 U3	1	0,30
		25A	**10kW**	64 ▢	LTS25 EHN4 U3	1	0,30
		32A	**12,5kW**	64 ▢	LTS32 EHN4 U3	1	0,30
		40A	**16kW**	64 ▢	LTS40 EHN4 U3	1	0,30
		63A	**22kW**	64 ▢	LTS63 EHN4 U3	1	0,34
4-pole, padlock device SV4							
		20A	**7,5kW**	64 ▢	LTS20 EHN4 U4	1	0,38
		25A	**10kW**	64 ▢	LTS25 EHN4 U4	1	0,38
		32A	**12,5kW**	64 ▢	LTS32 EHN4 U4	1	0,38
		40A	**16kW**	64 ▢	LTS40 EHN4 U4	1	0,38
		63A	**22kW**	64 ▢	LTS63 EHN4 U4	1	0,42

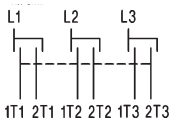


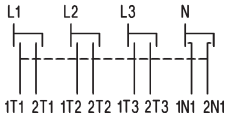

Main Switches Emergency-Stop for Single Hole Mounting, lockable IP66 c UL us Type 4X

	max. padlocks	AC21 690V	AC23 3x400V	Plate	Type	Pack pcs.	Weigth kg/pcs.
3-pole, padlock device SV1							
		20A	**7,5kW**	48 ▢	LTS20 ZHN1 A3	1	0,16
		25A	**10kW**	48 ▢	LTS25 ZHN1 A3	1	0,16
		32A	**12,5kW**	48 ▢	LTS32 ZHN1 A3	1	0,16
		40A	**16kW**	48 ▢	LTS40 ZHN1 A3	1	0,16
4-pole, padlock device SV1							
		20A	**7,5kW**	48 ▢	LTS20 ZHN1 A4	1	0,20
		25A	**10kW**	48 ▢	LTS25 ZHN1 A4	1	0,20
		32A	**12,5kW**	48 ▢	LTS32 ZHN1 A4	1	0,20
		40A	**16kW**	48 ▢	LTS40 ZHN1 A4	1	0,20

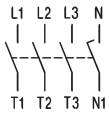

Add-on modules see page 295

Emergency-Stop-Main Switches, Base Mounting with Door Clutch for Single-Hole Mounting
Depth X is adjustable (delivered with X_{max} see below), IP66, c UL us Type 4X

	max. padlocks	AC21 690V	AC23 3x400V	Plate	Type	Pack pcs.	Weigth kg/pcs.
3-pole, padlock device SV4							
		20A	**7,5kW**	64	LTS20 VZVHN4 A3	1	0,19
		25A	**10kW**	64	LTS25 VZVHN4 A3	1	0,19
		32A	**12,5kW**	64	LTS32 VZVHN4 A3	1	0,19
		40A	**16kW**	64	LTS40 VZVHN4 A3	1	0,19
		63A	**22kW**	64	LTS63 VZVHN4 A3	1	0,22
		80A	**22kW**	64	LTS80 VZVHN4 A3	1	0,22
		85A	**30kW**	64	LTS85 VZVHN4 A3	1	0,40
		100A	**37kW**	64	LTS100 VZVHN4 A3	1	0,40
		125A	**45kW**	64	LTS125 VZVHN4 A3	1	0,40
4-pole, padlock device SV4							
 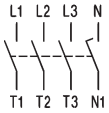		20A	**7,5kW**	64	LTS20 VZVHN4 A4	1	0,20
		25A	**10kW**	64	LTS25 VZVHN4 A4	1	0,20
		32A	**12,5kW**	64	LTS32 VZVHN4 A4	1	0,20
		40A	**16kW**	64	LTS40 VZVHN4 A4	1	0,20
		63A	**22kW**	64	LTS63 VZVHN4 A4	1	0,26
		80A	**22kW**	64	LTS80 VZVHN4 A4	1	0,26
		85A	**30kW**	64	LTS85 VZVHN4 A4	1	0,45
		100A	**37kW**	64	LTS100 VZVHN4 A4	1	0,45
		125A	**45kW**	64	LTS125 VZVHN4 A4	1	0,45
6-pole, padlock device SV4							
 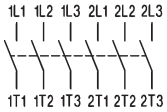		20A	**7,5kW**	64	LTS20 VZVHN4 A6	1	0,32
		25A	**10kW**	64	LTS25 VZVHN4 A6	1	0,32
		32A	**12,5kW**	64	LTS32 VZVHN4 A6	1	0,32
		40A	**16kW**	64	LTS40 VZVHN4 A6	1	0,32
		63A	**22kW**	64	LTS63 VZVHN4 A6	1	0,37
		80A	**22kW**	64	LTS80 VZVHN4 A6	1	0,37
8-pole, padlock device SV4							
 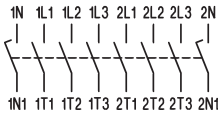		20A	**7,5kW**	64	LTS20 VZVHN4 A8	1	0,34
		25A	**10kW**	64	LTS25 VZVHN4 A8	1	0,34
		32A	**12,5kW**	64	LTS32 VZVHN4 A8	1	0,34
		40A	**16kW**	64	LTS40 VZVHN4 A8	1	0,34
		63A	**22kW**	64	LTS63 VZVHN4 A8	1	0,45
		80A	**22kW**	64	LTS80 VZVHN4 A8	1	0,45

Depth
Single Hole Mounting Ø22mm
LTS.. VZV..

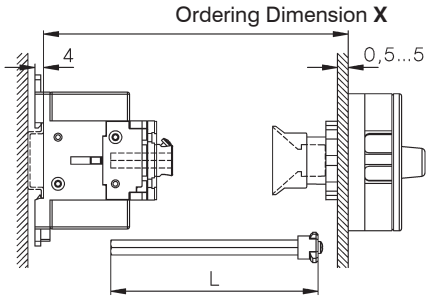

Type		X min	X max	L
LTS20-80 VZV..	3, 4-polig	91 -	190	**X - 40±3**
LTS20-80 VZV..	6, 8-polig	111 -	190	**X - 60±3**
LTS85-125 VZV..	3, 4-polig	95-	190	**X - 44±3**

4-Hole Mounting
LTS.. V(HN).. (3, 4-pole)

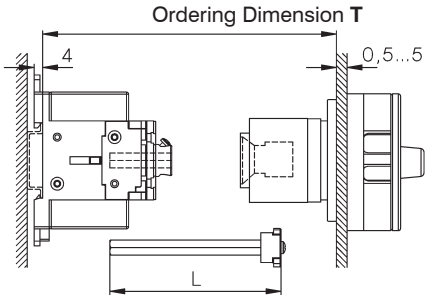

Type	T min	T max	L
LTS20-80 VH..	111 -	190	**T - 60±3**
LTS85-125 VH..	115 -	190	**T - 64±3**

Type	T min	T max
LT160 VH..	120 -	450

greater X- and T-Dimensions (max. 380mm for LTS..) on request

Emergency-Stop-Main Switches, Base Mounting with Door Clutch, Padlock Device for 4-Hole Mounting, Depth T is adjustable (delivered with T_{max} see page 282), IP66, cULus Type 4X

	max. padlocks	AC21 690V	AC23 3x400V	Schild	Type	Pack pcs.	Weigth kg/pcs.
3-pole, padlock device SV4(34)							
		20A	**7,5kW**	64 ▢ 1)	LTS20 VHN4 A3	1	0,20
		25A	**10kW**	64 ▢ 1)	LTS25 VHN4 A3	1	0,20
		32A	**12,5kW**	64 ▢ 1)	LTS32 VHN4 A3	1	0,20
		40A	**16kW**	64 ▢ 1)	LTS40 VHN4 A3	1	0,20
		63A	**22kW**	64 ▢ 1)	LTS63 VHN4 A3	1	0,24
		80A	**22kW**	64 ▢ 1)	LTS80 VHN4 A3	1	0,24
		85A	**30kW**	64 ▢ 1)	LTS85 VHN4 A3	1	0,40
		100A	**37kW**	64 ▢ 1)	LTS100 VHN4 A3	1	0,40
		125A	**45kW**	64 ▢ 1)	LTS125 VHN4 A3	1	0,40
		160A	**55kW**	88 ▢	LT160 VHN34 T300	1	1,38
4-pole, padlock device SV4(34)							
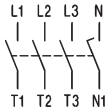		20A	**7,5kW**	64 ▢ 1)	LTS20 VHN4 A4	1	0,21
		25A	**10kW**	64 ▢ 1)	LTS25 VHN4 A4	1	0,21
		32A	**12,5kW**	64 ▢ 1)	LTS32 VHN4 A4	1	0,21
		40A	**16kW**	64 ▢ 1)	LTS40 VHN4 A4	1	0,21
		63A	**22kW**	64 ▢ 1)	LTS63 VHN4 A4	1	0,28
		80A	**22kW**	64 ▢ 1)	LTS80 VHN4 A4	1	0,28
		85A	**30kW**	64 ▢ 1)	LTS85 VHN4 A4	1	0,45
		100A	**37kW**	64 ▢ 1)	LTS100 VHN4 A4	1	0,45
		125A	**45kW**	64 ▢ 1)	LTS125 VHN4 A4	1	0,45
		160A	**55kW**	88 ▢	LT160 VHN34 T400	1	1,77

Emergency-Stop-Main Switches, Base Mounting with Door Clutch for Single-Hole Mounting Depth X is not adjustable, declare depth X when ordering, IP66, cULus Type 4x

4-pole, padlock device SV4							
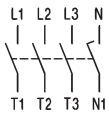		20A	**7,5kW**	64 ▢	LTS20 VZHN4 A4 X..	1	0,18
		25A	**10kW**	64 ▢	LTS25 VZHN4 A4 X..	1	0,18
		32A	**12,5kW**	64 ▢	LTS32 VZHN4 A4 X..	1	0,18
		40A	**16kW**	64 ▢	LTS40 VZHN4 A4 X..	1	0,18
		63A	**22kW**	64 ▢	LTS63 VZHN4 A4 X..	1	0,25
		80A	**22kW**	64 ▢	LTS80 VZHN4 A4 X..	1	0,25

Declare depth X when ordering

Type	**Preference values for X**
LTS.. VZH..	80, 85, 104, 129 (tolerance -3, +1,5)

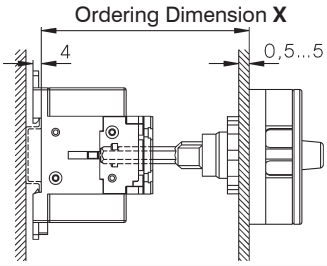

Add-on modules see page 297

1) Types with padlock device 88 ▢ type suffix **88,** ordering example: LTS32 VHN4**88** A3, on request

Emergency-Stop-Main Switches for Distribution Boards, lockable IP40, c UL us Open Type

	max. padlocks	AC21 690V	AC23 3x400V	Plate	Type	Pack pcs.	Weigth kg/pcs.
3-pole, padlock device SV1							
		20A	**7,5kW**	52x45	LTS20 SMAHN1 A3 2)	1	0,15
		25A	**10kW**	52x45	LTS25 SMAHN1 A3 2)	1	0,15
		32A	**12,5kW**	52x45	LTS32 SMAHN1 A3 2)	1	0,15
		40A	**16kW**	52x45	LTS40 SMAHN1 A3 2)	1	0,15
		63A	**22kW**	52x45	LTS63 SMAHN1 A3 2)	1	0,18
		80A	**22kW**	52x45	LTS80 SMAHN1 A3 2)	1	0,18
		85A	**30kW**	78x45	LTS85 SMAHN1 A3	1	0,37
		100A	**37kW**	78x45	LTS100 SMAHN1 A3	1	0,37
		125A	**45kW**	78x45	LTS125 SMAHN1 A3	1	0,37
4-pole, padlock device SV1							
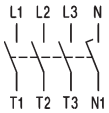		20A	**7,5kW**	52x45	LTS20 SMAHN1 A4 2)	1	0,16
		25A	**10kW**	52x45	LTS25 SMAHN1 A4 2)	1	0,16
		32A	**12,5kW**	52x45	LTS32 SMAHN1 A4 2)	1	0,16
		40A	**16kW**	52x45	LTS40 SMAHN1 A4 2)	1	0,16
		63A	**22kW**	52x45	LTS63 SMAHN1 A4 2)	1	0,21
		80A	**22kW**	52x45	LTS80 SMAHN1 A4 2)	1	0,21
		85A	**30kW**	78x45	LTS85 SMAHN1 A4	1	0,42
		100A	**37kW**	78x45	LTS100 SMAHN1 A4	1	0,42
		125A	**45kW**	78x45	LTS125 SMAHN1 A4	1	0,42
6-pole, padlock device SV1(64)							
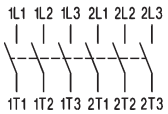		20A	**7,5kW**	52x45	LTS20 SMAHN1 A6	1	0,29
		25A	**10kW**	52x45	LTS25 SMAHN1 A6	1	0,29
		32A	**12,5kW**	52x45	LTS32 SMAHN1 A6	1	0,29
		40A	**16kW**	52x45	LTS40 SMAHN1 A6	1	0,29
		63A	**22kW**	97x45	LTS63 SMAHN1 A6 1)	1	0,34
		80A	**22kW**	97x45	LTS80 SMAHN1 A6 1)	1	0,34
8-pole, padlock device SV164							
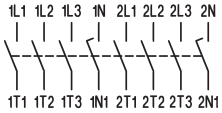		20A	**7,5kW**	97x45	LTS20 SMAHN1 A8	1	0,31
		25A	**10kW**	97x45	LTS25 SMAHN1 A8	1	0,31
		32A	**12,5kW**	97x45	LTS32 SMAHN1 A8	1	0,31
		40A	**16kW**	97x45	LTS40 SMAHN1 A8	1	0,31
		63A	**22kW**	126x45	LTS63 SMAHN1 A8	1	0,42
		80A	**22kW**	126x45	LTS80 SMAHN1 A8	1	0,42

Changeover Switch with Padlock Device for Distribution Boards, lockable

3-pole, padlock device SV164							
 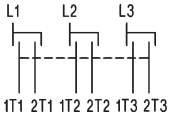		20A	**7,5kW**	97x45	LTS20 SMAHN1 U3	1	0,29
		25A	**10kW**	97x45	LTS25 SMAHN1 U3	1	0,29
		32A	**12,5kW**	97x45	LTS32 SMAHN1 U3	1	0,29
		40A	**16kW**	97x45	LTS40 SMAHN1 U3	1	0,29
		63A	**22kW**	97x45	LTS63 SMAHN1 U3	1	0,34
4-pole, padlock device SV164							
 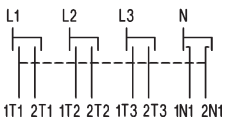		20A	**7,5kW**	97x45	LTS20 SMAHN1 U4	1	0,31
		25A	**10kW**	97x45	LTS25 SMAHN1 U4	1	0,31
		32A	**12,5kW**	97x45	LTS32 SMAHN1 U4	1	0,31
		40A	**16kW**	97x45	LTS40 SMAHN1 U4	1	0,31
		63A	**22kW**	126x45	LTS63 SMAHN1 U4	1	0,42

1) With padlock device SV164

2) Emergency-Stop-Main Switches for Distribution Boards, lockable with low height handle, IP40
Type with Type-suffix „**+SV1N**“ e.g.: **LTS40 SMAHN1 A3 +SV1N**

Maintenance and Safety Emergency-Stop-Main Switches, in Plastic Enclosure, lockable IP66, c UL us Type 4X

	max. padlocks	AC21 690V	AC23 3x400V	Plate	Type	Pack pcs.	Weigth kg/pcs.
3-pole, padlock device SV4(34)							
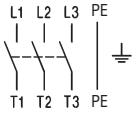		20A	**7,5kW**	64 ▢	LTS20 PF(L[1])HN4 A3	1	0,32
		25A	**10kW**	64 ▢	LTS25 PF(L[1])HN4 A3	1	0,32
		32A	**12,5kW**	64 ▢	LTS32 PF(L[1])HN4 A3	1	0,32
		40A	**16kW**	64 ▢	LTS40 PF(L[1])HN4 A3	1	0,32
		63A	**22kW**	64 ▢	LTS63 PFLHN4 A3	1	0,60
		80A	**22kW**	64 ▢	LTS80 PFLHN4 A3	1	0,60
		85A	**30kW**	64 ▢	LTS85 PFLHN4 A3	1	0,78
		100A	**37kW**	64 ▢	LTS100 PFLHN4 A3	1	0,78
Larger enclosure		125A	**45kW**	64 ▢	LTS125 PFLHN4 A3	1	0,78
Type: ..**PFL**..	on request	160A	**55kW**	88 ▢	LT160 PFHN34 T300	1	2,09
4-pole, padlock device SV4(34)							
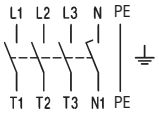		20A	**7,5kW**	64 ▢	LTS20 PF(L[1])HN4 A4	1	0,33
		25A	**10kW**	64 ▢	LTS25 PF(L[1])HN4 A4	1	0,33
		32A	**12,5kW**	64 ▢	LTS32 PF(L[1])HN4 A4	1	0,33
		40A	**16kW**	64 ▢	LTS40 PF(L[1])HN4 A4	1	0,33
		63A	**22kW**	64 ▢	LTS63 PFLHN4 A4	1	0,64
		80A	**22kW**	64 ▢	LTS80 PFLHN4 A4	1	0,64
		85A	**30kW**	64 ▢	LTS85 PFLHN4 A4	1	0,83
Larger enclosure		100A	**37kW**	64 ▢	LTS100 PFLHN4 A4	1	0,83
Type appendix **+PF3**	on request	125A	**45kW**	64 ▢	LTS125 PFLHN4 A4	1	0,83
+PF3/M50	on request	160A	**55kW**	88 ▢	LT160 PFHN34 T400	1	2,47
6-pole, padlock device SV4							
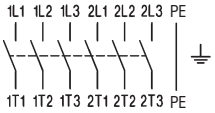		20A	**7,5kW**	64 ▢	LTS20 PFLHN4 A6	1	1,39
		25A	**10kW**	64 ▢	LTS25 PFLHN4 A6	1	1,39
		32A	**12,5kW**	64 ▢	LTS32 PFLHN4 A6	1	1,39
		40A	**16kW**	64 ▢	LTS40 PFLHN4 A6	1	1,39
		63A	**22kW**	64 ▢	LTS63 PFLHN4 A6	1	1,42
		80A	**22kW**	64 ▢	LTS80 PFLHN4 A6	1	1,42
knockoutlets M50/40							
+PF3/M50	on request						
8-pole, padlock device SV4							
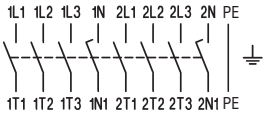		20A	**7,5kW**	64 ▢	LTS20 PFLHN4 A8	1	1,44
		25A	**10kW**	64 ▢	LTS25 PFLHN4 A8	1	1,44
		32A	**12,5kW**	64 ▢	LTS32 PFLHN4 A8	1	1,44
		40A	**16kW**	64 ▢	LTS40 PFLHN4 A8	1	1,44
		63A	**22kW**	64 ▢	LTS63 PFLHN4 A8	1	1,50
		80A	**22kW**	64 ▢	LTS80 PFLHN4 A8	1	1,50
knockoutlets M50/40							
+PF3/M50	on request						
Changeover Switch with Padlock Device, lockable							
3-pole, padlock device SV4							
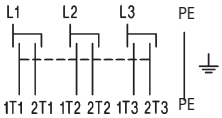		20A	**7,5kW**	64 ▢	LTS20 PFLHN4 U3	1	1,39
		25A	**10kW**	64 ▢	LTS25 PFLHN4 U3	1	1,39
		32A	**12,5kW**	64 ▢	LTS32 PFLHN4 U3	1	1,39
		40A	**16kW**	64 ▢	LTS40 PFLHN4 U3	1	1,39
		63A	**22kW**	64 ▢	LTS63 PFLHN4 U3	1	1,42
		80A	**22kW**	64 ▢	LTS80 PFLHN4 U3	1	1,42
4-pole, padlock device SV4							
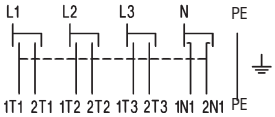		20A	**7,5kW**	64 ▢	LTS20 PFLHN4 U4	1	1,44
		25A	**10kW**	64 ▢	LTS25 PFLHN4 U4	1	1,44
		32A	**12,5kW**	64 ▢	LTS32 PFLHN4 U4	1	1,44
		40A	**16kW**	64 ▢	LTS40 PFLHN4 U4	1	1,44
		63A	**22kW**	64 ▢	LTS63 PFLHN4 U4	1	1,50
		80A	**22kW**	64 ▢	LTS80 PFLHN4 U4	1	1,50

1) PFL.... larger enclosure

Switch Disconnectors for Panel Mounting, IP66, c UL us Type 3R

On-Off Switches 3-pole

AC21 690V	AC23 3x400V	Plate	Type	Pack pcs.	Weigth kg/pcs.
20A	**7,5kW**	48 ❒	LTS20 E A3	1	0,15
25A	**10kW**	48 ❒	LTS25 E A3	1	0,15
32A	**12,5kW**	48 ❒	LTS32 E A3	1	0,15
40A	**16kW**	48 ❒	LTS40 E A3	1	0,15
63A	**22kW**	48 ❒	LTS63 E A3	1	0,17
80A	**22kW**	48 ❒	LTS80 E A3	1	0,17
85A	**30kW**	64 ❒	LTS85 E A3	1	0,39
100A	**37kW**	64 ❒	LTS100 E A3	1	0,39
125A	**45kW**	64 ❒	LTS125 E A3	1	0,39
160A	**55kW**	88 ❒	LT160 E T300	1	1,10

On-Off Switches 4-pole

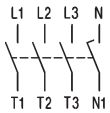

AC21 690V	AC23 3x400V	Plate	Type	Pack pcs.	Weigth kg/pcs.
20A	**7,5kW**	48 ❒	LTS20 E A4	1	0,18
25A	**10kW**	48 ❒	LTS25 E A4	1	0,18
32A	**12,5kW**	48 ❒	LTS32 E A4	1	0,18
40A	**16kW**	48 ❒	LTS40 E A4	1	0,18
63A	**22kW**	48 ❒	LTS63 E A4	1	0,21
80A	**22kW**	48 ❒	LTS80 E A4	1	0,21
85A	**30kW**	64 ❒	LTS85 E A4	1	0,44
100A	**37kW**	64 ❒	LTS100 E A4	1	0,44
125A	**45kW**	64 ❒	LTS125 E A4	1	0,44
160A	**55kW**	88 ❒	LT160 E T400	1	1,50

On-Off Switches 6-pole

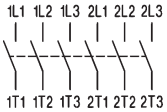

AC21 690V	AC23 3x400V	Plate	Type	Pack pcs.	Weigth kg/pcs.
20A	**7,5kW**	64 ❒	LTS20 E A6	1	0,30
25A	**10kW**	64 ❒	LTS25 E A6	1	0,30
32A	**12,5kW**	64 ❒	LTS32 E A6	1	0,30
40A	**16kW**	64 ❒	LTS40 E A6	1	0,30
63A	**22kW**	64 ❒	LTS63 E A6	1	0,36
80A	**22kW**	64 ❒	LTS80 E A6	1	0,36

On-Off Switches 8-pole

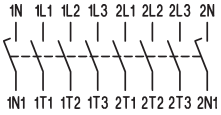

AC21 690V	AC23 3x400V	Plate	Type	Pack pcs.	Weigth kg/pcs.
20A	**7,5kW**	64 ❒	LTS20 E A8	1	0,32
25A	**10kW**	64 ❒	LTS25 E A8	1	0,32
32A	**12,5kW**	64 ❒	LTS32 E A8	1	0,32
40A	**16kW**	64 ❒	LTS40 E A8	1	0,32
63A	**22kW**	64 ❒	LTS63 E A8	1	0,43
80A	**22kW**	64 ❒	LTS80 E A8	1	0,43

Changeover Switches 3-pole

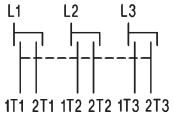

AC21 690V	AC23 3x400V	Plate	Type	Pack pcs.	Weigth kg/pcs.
20A	**7,5kW**	64 ❒	LTS20 E U3	1	0,31
25A	**10kW**	64 ❒	LTS25 E U3	1	0,31
32A	**12,5kW**	64 ❒	LTS32 E U3	1	0,31
40A	**16kW**	64 ❒	LTS40 E U3	1	0,31
63A	**22kW**	64 ❒	LTS63 E U3	1	0,37

Changeover Switches 4-pole

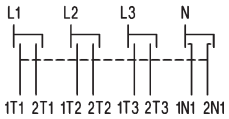

AC21 690V	AC23 3x400V	Plate	Type	Pack pcs.	Weigth kg/pcs.
20A	**7,5kW**	64 ❒	LTS20 E U4	1	0,33
25A	**10kW**	64 ❒	LTS25 E U4	1	0,33
32A	**12,5kW**	64 ❒	LTS32 E U4	1	0,33
40A	**16kW**	64 ❒	LTS40 E U4	1	0,33
63A	**22kW**	64 ❒	LTS63 E U4	1	0,44

Switch Disconnectors for Single Hole Mounting, lockable IP66, c UL us Type 4X

On-Off Switches 3-pole

AC21 690V	AC23 3x400V	Plate	Type	Pack pcs.	Weigth kg/pcs.
20A	**7,5kW**	48 ▢	LTS20 Z A3	1	0,16
25A	**10kW**	48 ▢	LTS25 Z A3	1	0,16
32A	**12,5kW**	48 ▢	LTS32 Z A3	1	0,16
40A	**16kW**	48 ▢	LTS40 Z A3	1	0,16

On-Off Switches 4-pole

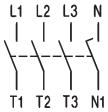

AC21 690V	AC23 3x400V	Plate	Type	Pack pcs.	Weigth kg/pcs.
20A	**7,5kW**	48 ▢	LTS20 Z A4	1	0,20
25A	**10kW**	48 ▢	LTS25 Z A4	1	0,20
32A	**12,5kW**	48 ▢	LTS32 Z A4	1	0,20
40A	**16kW**	48 ▢	LTS40 Z A4	1	0,20

Switch Disconnectors, Base Mounting with Door Clutch for Single-Hole Mounting Depth X is adjustable (delivered with X_{max} see page 294), IP66, c UL us Type 4X

On-Off Switches 3-pole

AC21 690V	AC23 3x400V	Plate	Type	Pack pcs.	Weigth kg/pcs.
20A	**7,5kW**	64 ▢	LTS20 VZV A3	1	0,19
25A	**10kW**	64 ▢	LTS25 VZV A3	1	0,19
32A	**12,5kW**	64 ▢	LTS32 VZV A3	1	0,19
40A	**16kW**	64 ▢	LTS40 VZV A3	1	0,19
63A	**22kW**	64 ▢	LTS63 VZV A3	1	0,22
80A	**22kW**	64 ▢	LTS80 VZV A3	1	0,22
85A	**30kW**	64 ▢	LTS85 VZV A3	1	0,40
100A	**37kW**	64 ▢	LTS100 VZV A3	1	0,40
125A	**45kW**	64 ▢	LTS125 VZV A3	1	0,40

On-Off Switches 4-pole

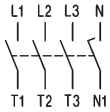

AC21 690V	AC23 3x400V	Plate	Type	Pack pcs.	Weigth kg/pcs.
20A	**7,5kW**	64 ▢	LTS20 VZV A4	1	0,20
25A	**10kW**	64 ▢	LTS25 VZV A4	1	0,20
32A	**12,5kW**	64 ▢	LTS32 VZV A4	1	0,20
40A	**16kW**	64 ▢	LTS40 VZV A4	1	0,20
63A	**22kW**	64 ▢	LTS63 VZV A4	1	0,26
80A	**22kW**	64 ▢	LTS80 VZV A4	1	0,26
85A	**30kW**	64 ▢	LTS85 VZV A4	1	0,45
100A	**37kW**	64 ▢	LTS100 VZV A4	1	0,45
125A	**45kW**	64 ▢	LTS125 VZV A4	1	0,45

On-Off Switches 6-pole

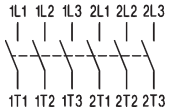

AC21 690V	AC23 3x400V	Plate	Type	Pack pcs.	Weigth kg/pcs.
20A	**7,5kW**	64 ▢	LTS20 VZV A6	1	0,32
25A	**10kW**	64 ▢	LTS25 VZV A6	1	0,32
32A	**12,5kW**	64 ▢	LTS32 VZV A6	1	0,32
40A	**16kW**	64 ▢	LTS40 VZV A6	1	0,32
63A	**22kW**	64 ▢	LTS63 VZV A6	1	0,37
80A	**22kW**	64 ▢	LTS80 VZV A6	1	0,37

On-Off Switches 8-pole

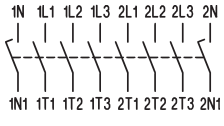

AC21 690V	AC23 3x400V	Plate	Type	Pack pcs.	Weigth kg/pcs.
20A	**7,5kW**	64 ▢	LTS20 VZV A8	1	0,34
25A	**10kW**	64 ▢	LTS25 VZV A8	1	0,34
32A	**12,5kW**	64 ▢	LTS32 VZV A8	1	0,34
40A	**16kW**	64 ▢	LTS40 VZV A8	1	0,34
63A	**22kW**	64 ▢	LTS63 VZV A8	1	0,45
80A	**22kW**	64 ▢	LTS80 VZV A8	1	0,45

Switch Disconnector, Base Mounting with Door Clutch for Single-Hole Mounting
Depth X is adjustable (delivered with X_{max} see below), IP66, c UL us Type 4X

Depth
Single Hole Mounting Ø22mm
LTS.. VZV..

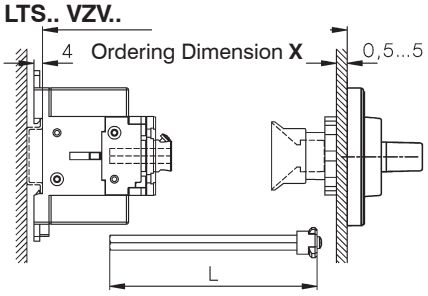

4-Hole Mounting
LTS.. V(HN).. (3, 4-pole)

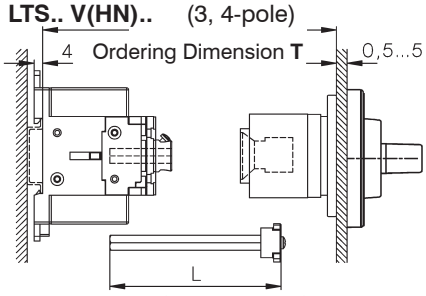

Type		X min	X max	L
LTS20-80 VZV..	3, 4-polig	91 -	190	**X - 40±3**
LTS20-80 VZV..	6, 8-polig	111 -	190	**X - 60±3**
LTS85-125 VZV..	3, 4-polig	95-	190	**X - 44±3**

Type	T min T max	L
LTS20-80 V..	111 - 190	**T - 60±3**
LTS85-125 V..	115 - 190	**T - 64±3**

Type	T min T max
LT160 V..	120 - 450

greater X- and T-Dimensions (max. 380mm for LTS..) on request

Switch Disconnector, Base Mounting with Door Clutch for Hole Mounting
Depth X is adjustable (delivered with T_{max} see above), IP66, c UL us Type 4X

	max. padlocks	AC21 690V	AC23 3x400V	Plate	Type	Pack pcs.	Weigth kg/pcs.
On-Off Switches 3-pole							
		20A	**7,5kW**	64 ❒ 1)	LTS20 V A3	1	0,20
		25A	**10kW**	64 ❒ 1)	LTS25 V A3	1	0,20
		32A	**12,5kW**	64 ❒ 1)	LTS32 V A3	1	0,20
		40A	**16kW**	64 ❒ 1)	LTS40 V A3	1	0,20
		63A	**22kW**	64 ❒ 1)	LTS63 V A3	1	0,24
		80A	**22kW**	64 ❒ 1)	LTS80 V A3	1	0,24
		85A	**30kW**	64 ❒ 1)	LTS85 V A3	1	0,40
		100A	**37kW**	64 ❒ 1)	LTS100 V A3	1	0,40
		125A	**45kW**	64 ❒ 1)	LTS125 V A3	1	0,40
		160A	**55kW**	88 ❒	LT160 V T300	1	1,38
On-Off Switches 4-pole							
		20A	**7,5kW**	64 ❒ 1)	LTS20 V A4	1	0,21
		25A	**10kW**	64 ❒ 1)	LTS25 V A4	1	0,21
		32A	**12,5kW**	64 ❒ 1)	LTS32 V A4	1	0,21
		40A	**16kW**	64 ❒ 1)	LTS40 V A4	1	0,21
		63A	**22kW**	64 ❒ 1)	LTS63 V A4	1	0,28
		80A	**22kW**	64 ❒ 1)	LTS80 V A4	1	0,28
		85A	**30kW**	64 ❒ 1)	LTS85 V A4	1	0,45
		100A	**37kW**	64 ❒ 1)	LTS100 V A4	1	0,45
		125A	**45kW**	64 ❒ 1)	LTS125 V A4	1	0,45
		160A	**55kW**	88 ❒	LT160 V T400	1	1,77

Add-on modules see page 297

1) Types with padlock device 88 ❒ type suffix **88,** ordering example: LTS32 VHN4**88** A3, on request

Switch Disconnector, Base Mounting with Door Clutch for Single-Hole Mounting
Depth X is not adjustable, declare depth X when ordering, IP66, c UL us Type 4X

On-Off Switches 4-pole

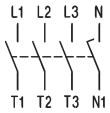

max. padlocks	AC21 690V	AC23 3x400V	Plate	Type	Pack pcs.	Weigth kg/pcs.
	20A	**7,5kW**	64 ❒	LTS20 VZ A4 X..	1	0,18
	25A	**10kW**	64 ❒	LTS25 VZ A4 X..	1	0,18
	32A	**12,5kW**	64 ❒	LTS32 VZ A4 X..	1	0,18
	40A	**16kW**	64 ❒	LTS40 VZ A4 X..	1	0,18
	63A	**22kW**	64 ❒	LTS63 VZ A4 X..	1	0,25
	80A	**22kW**	64 ❒	LTS80 VZ A4 X..	1	0,25

Declare depth X when ordering

Type	**Preference values for X**
LTS.. VZ..	80, 85, 104, 129 (tolerance -3, +1,5)

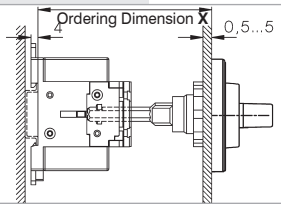

Add-on modules see page 297

Switch Disconnectors for Distribution Boards, IP40, c UL us Open Type

On-Off Switches 3-pole

	20A	**7,5kW**	52x45	LTS20 SMA A3	1	0,15
	25A	**10kW**	52x45	LTS25 SMA A3	1	0,15
	32A	**12,5kW**	52x45	LTS32 SMA A3	1	0,15
	40A	**16kW**	52x45	LTS40 SMA A3	1	0,15
	63A	**22kW**	52x45	LTS63 SMA A3	1	0,17
	80A	**22kW**	52x45	LTS80 SMA A3	1	0,17
	85A	**30kW**	78x45	LTS85 SMA A3	1	0,37
	100A	**37kW**	78x45	LTS100 SMA A3	1	0,37
	125A	**45kW**	78x45	LTS125 SMA A3	1	0,37

On-Off Switches 4-pole

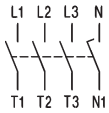

	20A	**7,5kW**	52x45	LTS20 SMA A4	1	0,16
	25A	**10kW**	52x45	LTS25 SMA A4	1	0,16
	32A	**12,5kW**	52x45	LTS32 SMA A4	1	0,16
	40A	**16kW**	52x45	LTS40 SMA A4	1	0,16
	63A	**22kW**	52x45	LTS63 SMA A4	1	0,21
	80A	**22kW**	52x45	LTS80 SMA A4	1	0,21
	85A	**30kW**	78x45	LTS85 SMA A4	1	0,42
	100A	**37kW**	78x45	LTS100 SMA A4	1	0,42
	125A	**45kW**	78x45	LTS125 SMA A4	1	0,42

On-Off Switches 6-pole

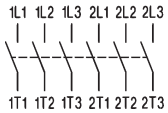

	20A	**7,5kW**	52x45	LTS20 SMA A6	1	0,29
	25A	**10kW**	52x45	LTS25 SMA A6	1	0,29
	32A	**12,5kW**	52x45	LTS32 SMA A6	1	0,29
	40A	**16kW**	52x45	LTS40 SMA A6	1	0,29
	63A	**22kW**	97x45	LTS63 SMA A6	1	0,34
	80A	**22kW**	97x45	LTS80 SMA A6	1	0,34

On-Off Switches 8-pole

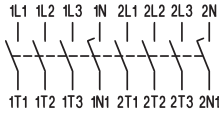

	20A	**7,5kW**	97x45	LTS20 SMA A8	1	0,31
	25A	**10kW**	97x45	LTS25 SMA A8	1	0,31
	32A	**12,5kW**	97x45	LTS32 SMA A8	1	0,31
	40A	**16kW**	97x45	LTS40 SMA A8	1	0,31
	63A	**22kW**	126x45	LTS63 SMA A8	1	0,42
	80A	**22kW**	126x45	LTS80 SMA A8	1	0,42

Changeover Switches 3-pole

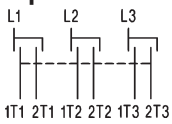

	20A	**7,5kW**	97x45	LTS20 SMA U3	1	0,30
	25A	**10kW**	97x45	LTS25 SMA U3	1	0,30
	32A	**12,5kW**	97x45	LTS32 SMA U3	1	0,30
	40A	**16kW**	97x45	LTS40 SMA U3	1	0,30
	63A	**22kW**	97x45	LTS63 SMA U3	1	0,35

Changeover Switches 4-pole

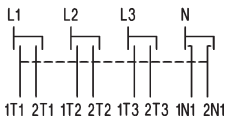

	20A	**7,5kW**	97x45	LTS20 SMA U4	1	0,32
	25A	**10kW**	97x45	LTS25 SMA U4	1	0,32
	32A	**12,5kW**	97x45	LTS32 SMA U4	1	0,32
	40A	**16kW**	97x45	LTS40 SMA U4	1	0,32
	63A	**22kW**	126x45	LTS63 SMA U4	1	0,43

Switch Disconnectors in Plastic Enclosure IP66, c UL us Type 4X

	AC21 690V	AC23 3x400V	Plate	**Type**	Pack pcs.	Weigth kg/pcs.
On-Off Switches 3-pole						
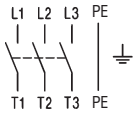	20A	**7,5kW**	64 ❒	LTS20 PF(L[1]) A3	1	0,30
	25A	**10kW**	64 ❒	LTS25 PF(L[1]) A3	1	0,30
	32A	**12,5kW**	64 ❒	LTS32 PF(L[1]) A3	1	0,30
	40A	**16kW**	64 ❒	LTS40 PF(L[1]) A3	1	0,30
	63A	**22kW**	64 ❒	LTS63 PFL A3	1	0,58
	80A	**22kW**	64 ❒	LTS80 PFL A3	1	0,58
On-Off Switches 4-pole						
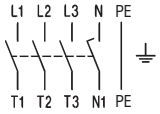	20A	**7,5kW**	64 ❒	LTS20 PF(L[1]) A4	1	0,31
	25A	**10kW**	64 ❒	LTS25 PF(L[1]) A4	1	0,31
	32A	**12,5kW**	64 ❒	LTS32 PF(L[1]) A4	1	0,31
	40A	**16kW**	64 ❒	LTS40 PF(L[1]) A4	1	0,31
	63A	**22kW**	64 ❒	LTS63 PFL A4	1	0,62
	80A	**22kW**	64 ❒	LTS80 PFL A4	1	0,62
On-Off Switches 6-pole						
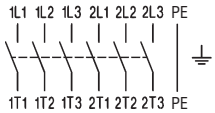	20A	**7,5kW**	64 ❒	LTS20 PFL A6	1	1,39
	25A	**10kW**	64 ❒	LTS25 PFL A6	1	1,39
	32A	**12,5kW**	64 ❒	LTS32 PFL A6	1	1,39
	40A	**16kW**	64 ❒	LTS40 PFL A6	1	1,39
	63A	**22kW**	64 ❒	LTS63 PFL A6	1	1,42
	80A	**22kW**	64 ❒	LTS80 PFL A6	1	1,42
knockoutlets M50/40						
+PF3/M50 on request						
On-Off Switches 8-pole						
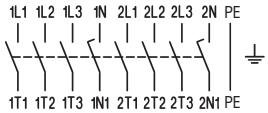	20A	**7,5kW**	64 ❒	LTS20 PFL A8	1	1,44
	25A	**10kW**	64 ❒	LTS25 PFL A8	1	1,44
	32A	**12,5kW**	64 ❒	LTS32 PFL A8	1	1,44
	40A	**16kW**	64 ❒	LTS40 PFL A8	1	1,44
	63A	**22kW**	64 ❒	LTS63 PFL A8	1	1,50
	80A	**22kW**	64 ❒	LTS80 PFL A8	1	1,50
knockoutlets M50/40						
+PF3/M50 on request						
Changeover Switches 3-pole						
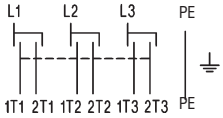	20A	**7,5kW**	64 ❒	LTS20 PFL U3	1	1,39
	25A	**10kW**	64 ❒	LTS25 PFL U3	1	1,39
	32A	**12,5kW**	64 ❒	LTS32 PFL U3	1	1,39
	40A	**16kW**	64 ❒	LTS40 PFL U3	1	1,39
	63A	**22kW**	64 ❒	LTS63 PFL U3	1	1,42
	80A	**22kW**	64 ❒	LTS80 PFL U3	1	1,42
Changeover Switches 4-pole						
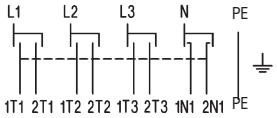	20A	**7,5kW**	64 ❒	LTS20 PFL U4	1	1,44
	25A	**10kW**	64 ❒	LTS25 PFL U4	1	1,44
	32A	**12,5kW**	64 ❒	LTS32 PFL U4	1	1,44
	40A	**16kW**	64 ❒	LTS40 PFL U4	1	1,44
	63A	**22kW**	64 ❒	LTS63 PFL U4	1	1,50
	80A	**22kW**	64 ❒	LTS80 PFL U4	1	1,50

1) PFL.... larger enclosure

Add-on Modules for Main Switches, Panel Mounting and Single Hole Mounting

	for switch	Type	Pack pcs.	Weigth kg/pcs.
4th Add-on Neutral Switching Pole				
	LTS20 ... to LTS40 ...	N40E	1	0,035
	LTS63 ... , LTS80 ...	N80E	1	0,042
Aux. Contact Block 1NO + 1NC				
	LTS20 ... to LTS125 ...	LH11	1	0,02
Aux. Contact Block 1NO + 1NC Overlapping				
	LTS20 ... to LTS125 ...	LH11X	1	0,02
Aux. Contact Block 2NC				
	LTS20 ... to LTS125 ...	LH20V/02E	1	0,02
PE-Terminal				
	LTS20 ... to LTS80 ...	PE80E	1	0,04
	LT125 E.. to LT160 E..	LTXX-E/E	1	0,2
N-Terminal				
	LTS20 ... to LTS80 ...	PEN80E	1	0,04
	LT125 E.. to LT160 E..	LTXX-N/E	1	0,2
Terminal Cover 3-pole				
	LTS20 ... to LTS80 ...	KLAD70	1	0,005
	LTS85.. to LTS125.	KLAD125	1	0,01
	LT125.. to LT160..	XX-KLAD3	1	0,02
Terminal Cover for 4th pole				
Mains	LTS20 ... to LTS80..	KLAD70N	1	0,002
Load circuit	LTS20 ... to LTS80..	KLAD70NI	1	0,002
Terminal Cover 4-pole				
	LTS85.. to LTS125.	KLAD125	1	0,01
	LT125.. to LT160..	XX-KLAD4	1	0,02

Accessories for Main Switches, Panel Mounting, Single Hole and Base Mounting

	for switch	Type	Pack pcs.	Weigth kg/pcs.
Additional Escutcheon Plate Yellow, Marked with: HAUPTSCHALTER				
for plate 48r	LTS.. .HN1..	A91501	1	0,003
for plate 64r	LTS.. .HN4..	E91501	1	0,005
Additional Escutcheon Plate Yellow, Marked with: MAIN SWITCH				
for plate 48r	LTS.. .HN1..	A91524	1	0,003
for plate 64r	LTS.. .HN4..	E91524	1	0,005
Tab Terminal 6,3 x 0,8mm				
	LTS20 ... bis LTS40 ...	LG11073	10	0,001

Add-on Modules for Main Switches, Base and Rail Mounting

	for switch	Type	Pack pcs.	Weigth kg/pcs.
4th Add-on Neutral Switching Pole				
	LTS20 ... , LTS40 ...	N40V	1	0,035
	LTS63 ... , LTS80 ...	N80V	1	0,042
Aux. Contact Block 1NO + 1NC				
	LTS20 ... to LTS125 ...	LH11	1	0,02
Aux. Contact Block 1NO + 1NC Overlapping				
	LTS20 ... to LTS125 ...	LH11X	1	0,02
Aux. Contact Block 2NO				
	LTS20 ... to LTS80 ...	LH20V/02E	1	0,02
PE-Terminal				
	LTS20 ... to LTS80 ...	PE80V	1	0,04
	LT125 .. to LT160 .. LTXX-E/V		1	0,2
N-Terminal				
	LTS20 ... to LTS80 ...	PEN80V	1	0,04
	LT125 .. to LT160 .. LTXX-N/V		1	0,2
Terminal Cover 3-pole				
	LTS20 ... to LTS40 ...	KLAD40	1	0,005
	LTS63 ... to LTS80 ...	KLAD70	1	0,005
	LTS85.. to LTS125.	KLAD125	1	0,01
	LT125.. to LT160..	XX-KLAD3	1	0,02
Terminal Cover for 4th pole				
Mains	LTS63.., LTS80..	KLAD70N	1	0,002
Load circuit	LTS63.., LTS80..	KLAD70NI	1	0,002
Terminal Cover 4-pole				
	LTS20 ... to LTS40 ...	KLAD40	1	0,005
	LTS85.. to LTS125.	KLAD125	1	0,01
	LT125.. to LT160..	XX-KLAD4	1	0,02
Additional Cover SMA for				
4. Pole	N40V, N80V	grey LG8628-2	1	0,047
Aux. Contacts	LH..	yellow LG8628-7	1	0,047
PE and N-Terminal	PE80V, PEN80V			

Technical Data

Data according to IEC 947-3, IEC 947-5-1, VDE 0660, EN 60947-3, EN 60947-5-1

Type				LTS20	LTS25	LTS32	LTS40	LTS63	LTS80	LTS85	LTS100	LTS125	LT160
Main contacts													
Rated thermal current I_{th} open			A	20	25	32	40	63	80	85	100	125	160
Rated thermal current I_{the} enclosed			A	20	25	32	40	63	80	85	100	110	160
Rated insulation voltage U_i 1)			V	690	690	690	690	690	690	1000 5)	1000 5)	1000 5)	1000 3)
Rated operational current I_e AC21A			A	20	25	32	40	63	80	85	100	125	160
Making capacity I_{eff}		3x380-440V	A	160	190	220	300	370	440	600	725	850	1050
Breaking capacity		3x220-240V	A	160	180	200	250	330	380	480	580	680	900
		3x380-440V	A	160	180	200	250	330	380	480	580	680	850
		3x660-690V	A	80	110	140	170	190	220	250	330	420	340
Disconnection property performed up to			V	690	690	690	690	690	690	1000	1000	1000	1000 3)
Motor Switch	AC3	3x400V	A	12	16	23	30	37	37	45	60	72	85
Motor Switch	AC3	3x220-240V	kW	3	4	5,5	7,5	11	11	15	18,5	22	30
Direct switching of single motors		3x380-440V	kW	5,5	7,5	11	15	18,5	18,5	22	30	37	45
		3x660-690V	kW	5,5	7,5	11	15	18,5	18,5	18,5	22	30	37
Main Switch	AC23	3x400V	A	16	20	25	32	45	45	60	72	85	110
Motor Switch,	AC23A,	3x220-240V	kW	4	5,5	7,5	9	15	15	18,5	22	30	30
Main Switch,	AC23B	3x380-440V	kW	7,5	10	12,5	16	22	22	30	37	45	55
Safety Switch		3x660-690V	kW	5,5	7,5	11	15	18,5	18,5	22	30	37	37
Rated conditional short-circuit current			kA_{eff}	10	10	10	10	10	10	10	10	5	30
Max. fuse size		gL (gG)	A	25	35	40	40	63	80	100	100	125	160
Mechanical life			$x10^3$	200	200	200	200	100	100	100	100	100	100
Rated short-time withstand current (1sec. current)			A	250	300	400	500	600	850	1000	1200	1500	3000
Power loss per pole AC21 = I_{th}													
	P/pole [W]		E, Z	0,322	0,503	0,824	1,288	2,739	4,416	3,851	5,330	8,328	
			V, SMA, PF	0,364	0,569	0,933	1,458	2,739	4,416	3,851	5,330	8,328	
	R/pole [mOhm]		E, Z	0,805	0,805	0,805	0,805	0,690	0,690	0,533	0,533	0,533	
			V, SMA, PF	0,911	0,911	0,911	0,911	0,690	0,690	0,533	0,533	0,533	
Maximum ambient temperature													
Operation			open	-40°C to +60°C									
			enclosed	-40°C to +40°C									
Storage				-50°C to +90°C									

Cable cross sections			mm^2	0,5 - 10	1 - 25[6]	4 - 50	max.95
solid or stranded			AWG	20 - 8 (10)	16 - 4 (10)	12 - 00 (10)	max.3/0
flexible			mm^2	0,5 - 6	4 - 16[6]	10 - 35	max.70
			AWG	20 - 10	16 - 6	8 - 2	max.2/0
flexible (+ multicore cable end)			mm^2	0,5 - 6	0,75 - 16[6]	6 - 35	max.50
			AWG	20 - 10	16 - 6	8 - 2	max.1/0
Size of terminal screw				M3,5	M5	M6	M10
Tightening torque			Nm	1,7 - 2,3	2,8 - 4	1,7 - 4,5	14
Auxiliary contacts							
Rated insulation voltage U_i 1)			V	690	690	690	690
Rated thermal current I_{th} , I_{the}			A	10	10	10	16
Switching capacity	AC15	380-450V	A	2,5/1,5	2,5/1,5	2,5/1,5	6/4
	DC13	60-110V	A	2/0,4	2/0,4	2/0,4	-
Rated conditional short-circuit current			kA_{eff}	3	3	3	3
Max. short circuit protection		gL (gG)	A	10	10	10	16
Cable cross sections			mm^2	0,75 - 2,5	0,75 - 2,5	0,75 - 2,5	max.4
solid or stranded			AWG	14 - 12	14 - 12	14 - 12	max.12
flexible (+ multicore cable end)			mm^2	0,75 - 2,5 (1,5)	0,75 - 2,5 (1,5)	0,75 - 2,5 (1,5)	max.2,5
			AWG	18 - 14	18 - 14	18 - 14	max.14

Data according to UL and cUL

Type				LTS20	LTS25	LTS32	LTS40	LTS63	LTS80	LTS85	LTS100	LTS125	LT160
Rated voltage			V	600	600	600	600	600	600	600	600	600	600
Ampere-Rating "General use"			A	20	25	32	40	63	80	85	100	125	200
DOL-Rating 3-phase		110-120V	HP	1	1,5	2	2	3	5	7,5	10	15	20
		220-240V	HP	3	5	5	5	10	10	20	25	30	40
		440-480V	HP	7,5	10	10	10	20	20	40	50	60	60
		550-600V	HP	10	10	15	15	25	25	50	60	60	60
DOL-Rating 1-phase		110-120V	HP	1	1	1	1	2	2	3	5	7,5	-
		200-208V	HP	1	2	2	2	3	3	7,5	10	10	-
		220-240V	HP	2	2	3	3	5	5	10	15	15	-
Fuse size (RK5)	Manual Motor Controller		A	40	50	50	70	90	110	125	125	125	400 4)
5kA / 600V	Motor Disconnect		A	40	50	50	50	70	70	125	125	125	400 4)
Tightening torque			Nm	1,7-2,3	1,7-2,3	1,7-2,3	1,7-2,3	2,8-4	2,8-4	1,7-4,5	1,7-4,5	1,7-4,5	14
			lb.inch	15-20	15-20	15-20	15-20	25-35	25-35	15-40	15-40	15-40	124

1) suitable for: earthed-neutral systems, overvoltage category I to III, pollution degree 3 (standard-industry): U_{imp} = 6kV.
2) the values after the slash are valid for switches 6-pole or more
3) Suitable for no load applications(AC20A) above 690V
4) Fuse RK1 / 10kA / 600V
5) U_{imp} = 8kV
6) LTS63..U. stranded 16mm², flexible 10mm²

Dimensions (mm)

Main Switches, Switch Disconnectors LT(S)..

Panel mounting LT(S).. E(HN)..
ON-OFF Switches 3-pole, 4-pole

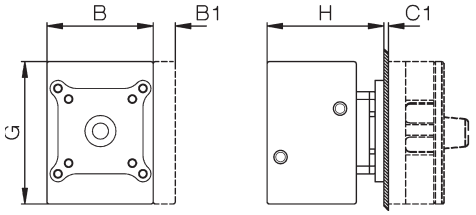

ON-OFF Switches 6-pole, 8-pole
Changeover Switches 3-pole, 4-pole

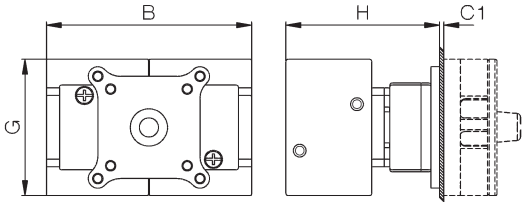

Mounting holes
Mounting screw:J3631N M=1,2-1,4 Nm

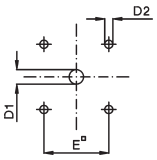

Single hole mounting LTS.. Z(HN)..
ON-OFF Switches 3-pole, 4-pole

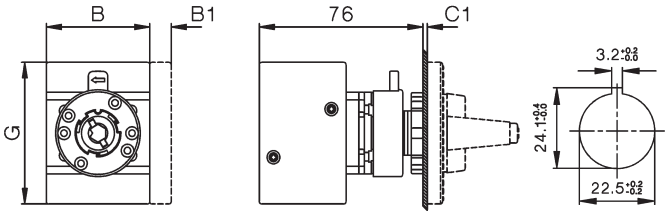

Mounting holes

Mounting of add-on modules LTS20 - LTS80
Panel mounting, Single hole mounting

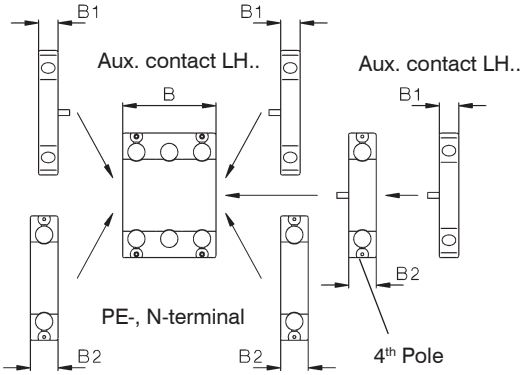

Type	Changeover ON-OFF Escutch. plate or padlock device	A	3-pole B	4-pole B	3-pole 6-pole B	4-pole 8-pole B	aux. contact B1	4 Pole PE B2	C1	D1	D2	E	F	G	3-pole 4-pole H	3,4-pole 6-pole 8-pole H
LTS20-80..	48 □, SV1	48	48	62,5	-	-	10	14,5	1-5	9	5	36	-	64	54	-
LTS20-80..	64 □, SV4, SV164	64	48	62,5	97	126	10	14,5	1-5	9	5	48	-	64	54	74
LTS85-125..	64 □, SV4	64	78	78	-	-	10	-	1-5	9	5	48	-	85	60	-
LTS85-125..	88 □, SV488	88	78	78	-	-	10	-	1-5	9	6	68	-	85	60	-
LT160	88 □, SV34	88	112	150	224	-	-	-	1-4	13-17	6	68	49,3	108	96	98

Escutcheon plate
48 □

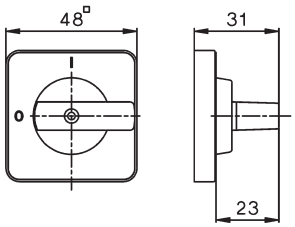

64 □

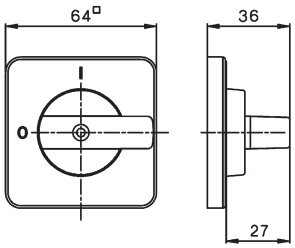

Padlock devices
SV1

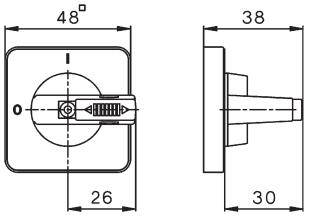

SV164

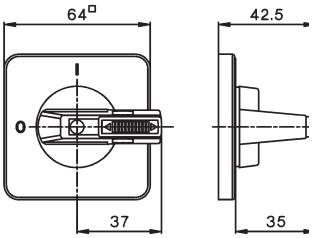

Padlock devices
SV4

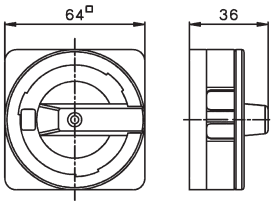

SV488

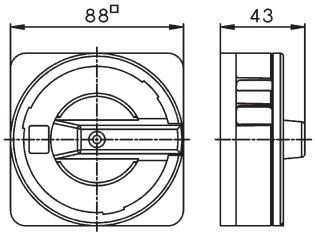

SV34

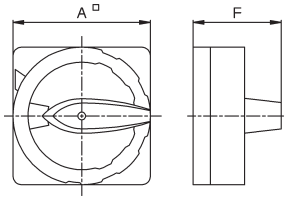

Extended Switch Shaft
+VW"x"

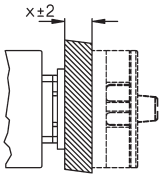

Dimensions (mm)

Main Switches, Switch Disconnectors LT(S)..

Base mounting LTS.. VZV(HN)..
ON-OFF Switches 3-pole, 4-pole

L = X - 40±3 for LTS20 - 80
L = X - 44±3 for LTS85 - 125

6-pole
for LTS20 - 40 only
L = X - 40±3

ON-OFF Switches 6-pole, 8-pole
Changeover Switches 3-pole, 4-pole
L = X - 60±3

Mounting holes

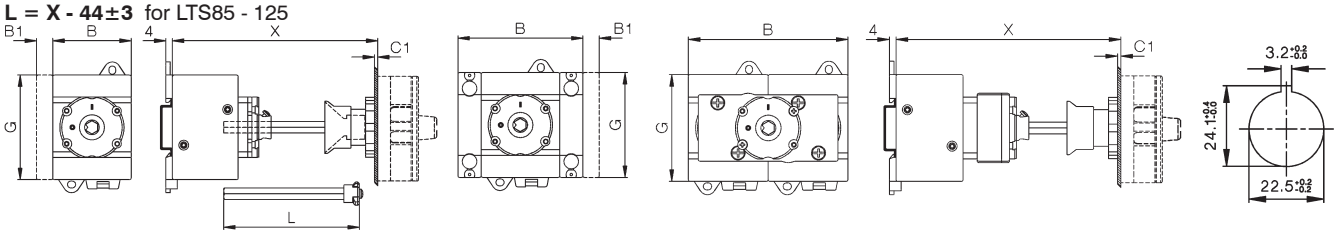

Base mounting LT(S).. V(HN)..
ON-OFF Switches 3-pole, 4-pole

L = T - 60±3 for LTS20 - 80
L = T - 64±3 for LTS85 - 125

6-pole
for LTS20 - 40 only
L = T - 60±3

ON-OFF Switches 6-pole, 8-pole
Changeover Switches 3-pole, 4-pole
L = T - 80±3 for LTS20 - 80 only

Mounting holes

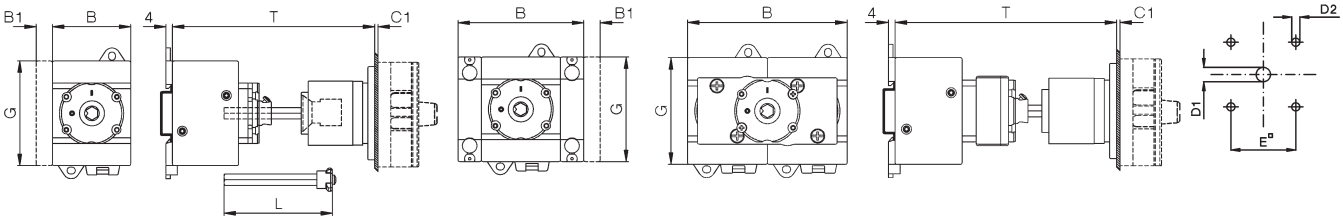

Base mounting LTS.. VZ(HN)..
ON-OFF Switches 3-pole, 4-pole
Preference values for X: 80, 85, 104, 129

6-pole
for LTS20 - 40 only

ON-OFF Switches 6-pole, 8-pole
Changeover Switches 3-pole, 4-pole

Mounting holes

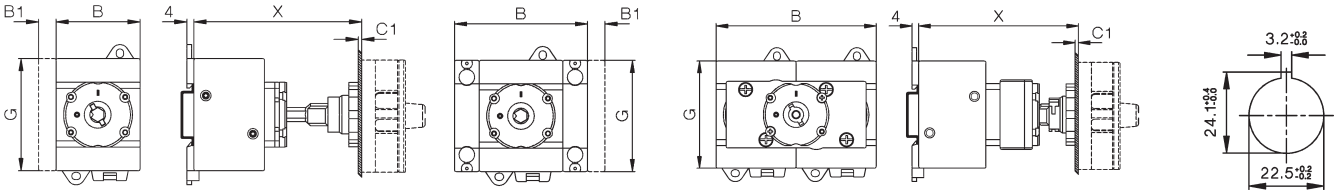

Type	Changeover ON-OFF Escutch. plate or padlock device	A	3-pole B	4-pole B	6-pole B	3,4-pole 8-pole B	aux. contact B1	4·Pole PE B2	C1	D1	D2	D3	E	G	K	K1	J
LTS20 -40	64 ⊐, SV4, SV164	64	48	48	77	97	10	14,5	1-5	9	5	M4	48	64	25	48	70
LTS63, 80	64 ⊐, SV4, SV164	64	48	62,5	97	126	10	14,5	1-5	9	5	M4	48	64	25	48	70
LTS85-125..	64 ⊐, SV4	64	78	78	-	-	10	-	1-5	9	5	M4	48	85	38	-	90
LT125/160	88 ⊐, SV34	88	112	150	224	-	-	-	1-4	13/27[2)]	6	M6	68	108	36	-	120

Base mounting
ON-OFF Switches **LTS20 - LTS80**
3-pole, 4-pole
6-pole LTS20 -40

6-pole, 8-pole
Changeover Switches

LTS85-125, LT160
3-pole, 4-pole

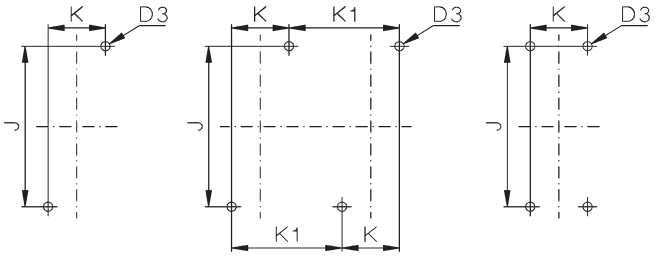

Mounting of Accessories LTS20 - LTS80
Base mounting, for distribution boards

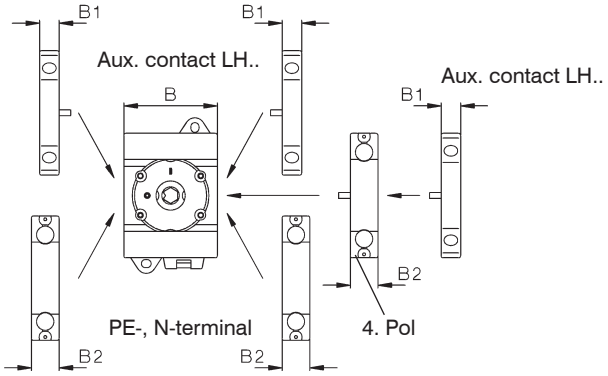

1) Ø 22-25 for LT80(100) VH(N)34 .. only
2) Ø 26-30 for LT125(160) VH(N)34 .. only

Dimensions (mm)

Main Switches, Switch Disconnectors LT(S)..

Installation cover LT(S).. SMA(HN)..

ON-OFF Switches 3-pole, 4-pole

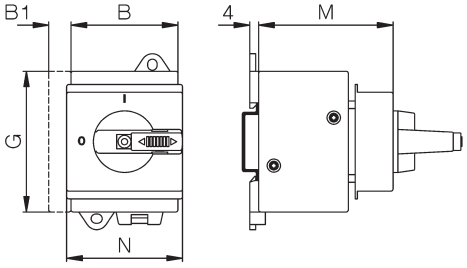

ON-OFF Switches 6-pole
for LTS20 - 40 only

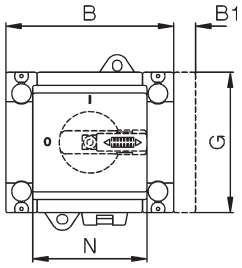

ON-OFF Switches 6-pole, 8-pole
Changeover Switches 3-pole, 4-pole

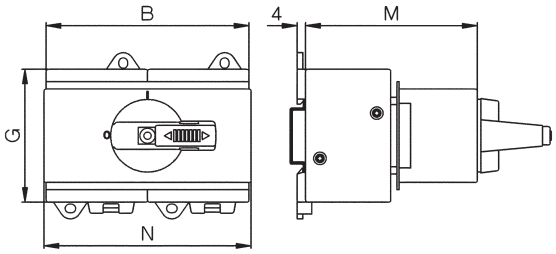

	Changeover			3,4-pole							3,4-pole		3,4-pole	
	ON-OFF	3-pole	4-pole	6-pole	8-pole	aux. contact	4.pole PE		3-pole 4-pole	6-pole	8-pole	3-pole 4-pole	6-pole	8-pole
Type	padlock device	B	B	B	B	B1	B2	G	M	M	M	N	N	N
LTS20 - 40	SV1, SV164	48	48	77	96	10	14,5	64	60	60	74	52	52	97[2)]
LTS63, 80	SV1, SV164	48	62,5	96	125	10	14,5	64	60	74	74	52	97[2)]	126[1)]
LTS85-125..	SV164	78	78	-	-	10	-	85	60	-	-	78	-	-

Installation cover with low height handle LTS SMAHN1.. +SV1N

Main switch 3-pole, 4-pole

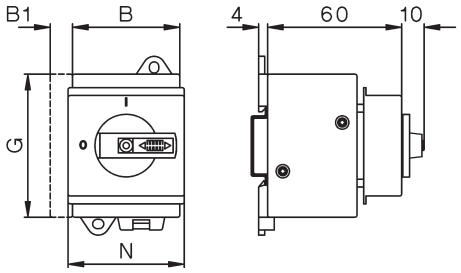

LTS20 - LTS80

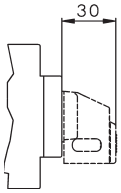

Padlock device SV1

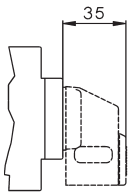

Padlock device SV164

1) Original cover

2) Remove cover parts

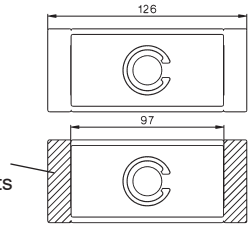

Maintenance and Safety Switches LT(S)..PF..

Type	pole	size	A	B	C	D1	D2	E	F	H
LTS20 PFH.. A. - LTS40 PFH.. A. [3)]	3, 4	**PF1**	130	98	120	2x25,5/20,5	-	75	100	76
LTS20 PFLH.. A., LTS40 PFLH A.[3)]	3, 4	**PFL**	180	98	170	2x25,5/20,5 / 16,5/12,5	-	75	150	76
LTS20 PFLH.. A. - LTS40 PFLH.. A.[4)]	6	**PFL2**	200	140	188,5	40,5/32,5+16,5+12,5	-	100	160	86
LTS63 PFLH.. A. - LTS80 PFLH.. A.[4)]	3, 4	**PFL2**	200	140	188,5	40,5/32,5+16,5+12,5	-	100	160	86
+ PF3	3, 4	**PFL3**	240	176	228,5	2x40,5/32,5	-	120	200	120
+ PF3/M50	3, 4	**PFL3**	240	176	228,5	50,5/40,5	-	120	200	120
LTS85 PFLH.. A. - LTS125 PFLH..A.[4)]	3, 4	**PFL2**	200	140	188,5	40,5/32,5+16,5+12,5	-	100	160	86
LTS20 PFLH.. A. - LTS40 PFLH.. A. [5)]	8	**PFL3**	240	176	228,5	2x40,5/32,5	-	120	200	120
LTS63 PFLH.. A. - LTS80 PFLH.. A. [5)]	6, 8	**PFL3**	240	176	228,5	2x40,5/32,5	-	120	200	120
LTS85 PFLH.. A. - LTS125 PFLH..A.[5)]	3, 4	**PFL3**	240	176	228,5	50,5/40,5	-	120	200	120
LT160 PF..	3	**PF4**	300	200	-	2x50,5	25,5	172	272	172
LT160 PF..	4	**PF5**	300	280	-	2x50,5	-	254	254	180

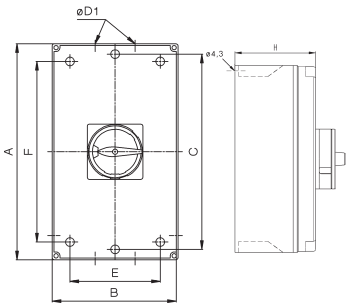

Switch Disconnectors in Plastic Enclosure LTS..PF..

Type	pole	size	A	B	C	D1	E	F	H
LTS20 PF A., LTS40 PF A.[3)]	3, 4	**PF1**	130	98	121	2x25,5/20,5	75	100	76
LTS20 PFL A., LTS40 PFL A.[3)]	3, 4	**PFL**	180	98	170	2x25,5/20,5 / 16,5/12,5	75	150	76
LTS63 PFL A., LTS80 PFL A. [4)]	3, 4	**PFL2**	200	140	188,5	40,5/32,5+16,5+12,5	100	160	86
+ PF3	3, 4	**PFL3**	240	176	228,5	2x40,5/32,5	120	200	120
+ PF3/M50	3, 4	**PFL3**	240	176	228,5	50,5/40,5	120	200	120

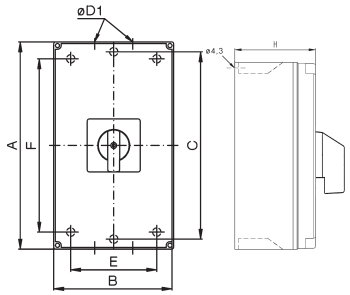

Max. quantity of poles + aux. contacts in enclosure:

3) LTS40 PF.. A5 + LH11

4) LTS40 PFL.. A6, LTS80 PFL.. A5 + LH11, LTS125 PFL.. A4 + LH11

5) LTS40 PFL.. A10, LTS40 PFL.. U4 + LH11, LTS80 PFL.. A8, LTS80 PFL.. A6 + LH11, LTS80 PFL.. U4, LTS40 PFL.. U3 + LH11, LTS125 PFL.. A4+LH11